

ASX Announcement

September 2015 Quarterly Report**Highlights:**

- Re-logging of 771 diamond drill holes (102,000m of drilling) completed across the existing Cameron deposit at Chalice's 100%-owned Cameron Gold Project in Ontario, Canada with an additional 30,000 samples to be added to a new resource model.
- New geology model (lithology, alteration and shearing) under construction with an updated mineral resource estimate on track to be finalised in Q4 2015.
- Rock chip litho-geochemistry completed across entire land holding at Cameron, with 12 near-mine targets trenched, mapped and sampled.
- Maiden mineral resource estimate nearing completion for the Croteau Est prospect, part of the joint venture with Northern Superior Resources following infill and exploration drilling during the Quarter.
- Chalice continues to target additional high-potential opportunities in the region and elsewhere.
- Chalice's balance sheet remains strong with cash of ~A\$40.6M at 30 September 2015 with a further US\$2M deferred consideration becoming due and receivable from the sale of the Zara Project in ~late 2015.

Overview:

Chalice Gold Mines Limited (ASX: CHN, TSX: CXN – "Chalice" or "the Company") is pleased to report on an active period during the September Quarter, during which it carried out work on a number of fronts to progress and de-risk its 100%-owned **Cameron Gold Project** in Ontario, Canada ("Cameron").

A key focus of activity was to re-log 771 surface and underground diamond drill holes (102,000m) which have been completed historically at the Cameron deposit, as well as to assay an additional 30,000 samples from within and immediately adjacent to the existing mineralisation. This work paves the way for an updated mineral resource estimate in Q4 2015. The progression of a Preliminary Economic Assessment will be subject to the results of the updated mineral resource for the Project.

The Company also ramped up near-mine exploration activity at Cameron during the Quarter which included an initial testing of 12 near-mine targets and completion of a significant regional geochemical sampling exercise. Assay results are pending.

First-pass exploration and resource definition drilling was also completed at the Croteau Est prospect, part of a joint venture with Northern Superior Resources in Quebec, with an initial mineral resource estimate and geological model currently being finalized on the CBSZ prospect and also due for release in the December 2015 Quarter.

Chalice's strategy is to pursue opportunities to advance the Cameron Gold Project – positioning it to take advantage of the strengthening Canadian Dollar gold price – while at the same time seeking opportunities both in the region and further afield in targeted jurisdictions to acquire advanced resource assets.

Chalice Gold Mines Limited, Level 2, 1292 Hay Street, West Perth, Western Australia

T: +618 9322 3960 F: +618 9322 5800 E: info@chalicegold.com

www.chalicegold.com

1. Cameron Gold Project (Chalice 100%)

The Cameron Gold Project is an advanced resource project located in the highly mineralised southern part of western Ontario in Canada, approximately 80km south-east of the town of Kenora. The Project has a number of attractive attributes, including good grades, low political risk in a mature mining jurisdiction with low costs, conventional metallurgy, and a mid-sized gold project that is well within Chalice's funding and development capability.

Cameron Gold Project – Geological Modelling

During the Quarter, the Company's geological team re-logged approximately 102,000m of historical surface and underground diamond drill core (771 holes) for the Cameron deposit, from immediately south of the existing resource, through the resource itself, and extending to approximately 200m north of the deposit.

A new geological model has been constructed for lithology, alteration, structure and mineralisation. In addition to the re-logging exercise, approximately 30,000 new samples were collected from within or immediately adjacent to the known mineralisation and have been added to the mineralisation model. The new model will form the basis of the updated mineral resource, which will be published in Q4 2015.

As the results of this program are currently being compiled and a new mineral resource estimate is currently in progress, the impact on the previously disclosed mineral resources (*refer Appendix 1*) cannot be determined until this revised mineral resource estimate is complete.



Historical core re-logging and sampling (top left – core laid out for logging; top right – samples being dispatched to assay lab; bottom left – geological logging; bottom right – cross section interpretations)

Exploration Activities

The exploration field season at Cameron commenced during the Quarter following a disciplined target generation and ranking exercise. A total of 12 high priority near-mine targets with co-incidental geochemical (MMI, rock chips, till), aeromagnetic and previous drill anomalism were stripped, mapped and channel sampled (Figure 2). Final assays are awaited. Several quartz-carbonate altered shear zones were identified in the trenches.

The near-mine targets have the potential to increase open pit tonnes within economic haulage distance of the Cameron mine.



Stripping high priority, near mine, targets (left – removing overburden; right – washing down prior to mapping and sampling)

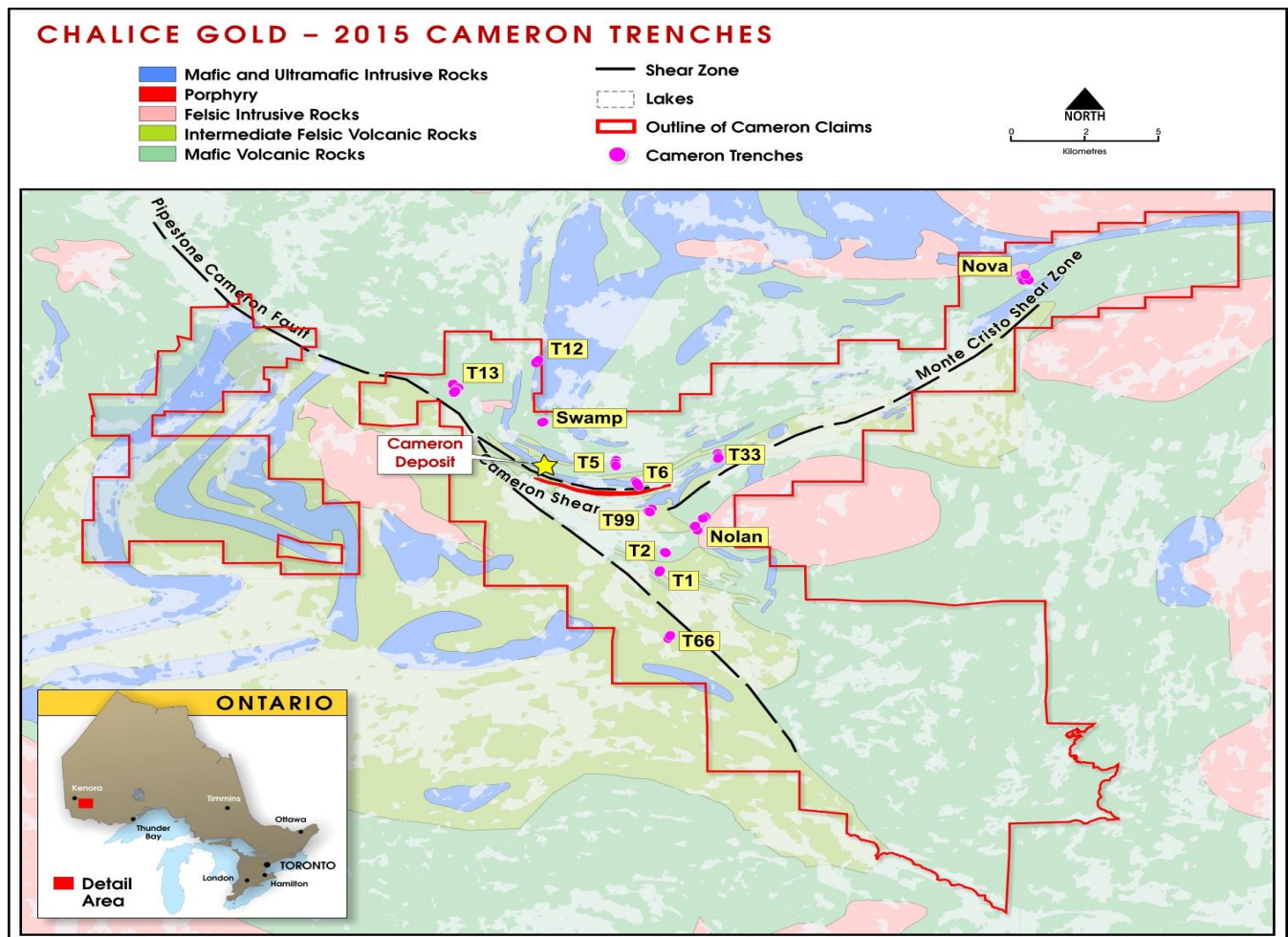


Figure 2: Top 12 high priority, near mine, targets trenched, mapped and channel sampled during quarter

Regional rock chip sampling was completed on an approximate 400m x 400m grid for multi-element litho-geochemical analysis (Figure 3). The results are being compiled over existing and newly acquired tenure. In addition, three detailed MMI soil grids were also completed (Figure 4). Again results are being compiled.

The litho-geochemistry and MMI samples are expected to form the basis for follow-up trenching and/or drilling during the 2016 field season.

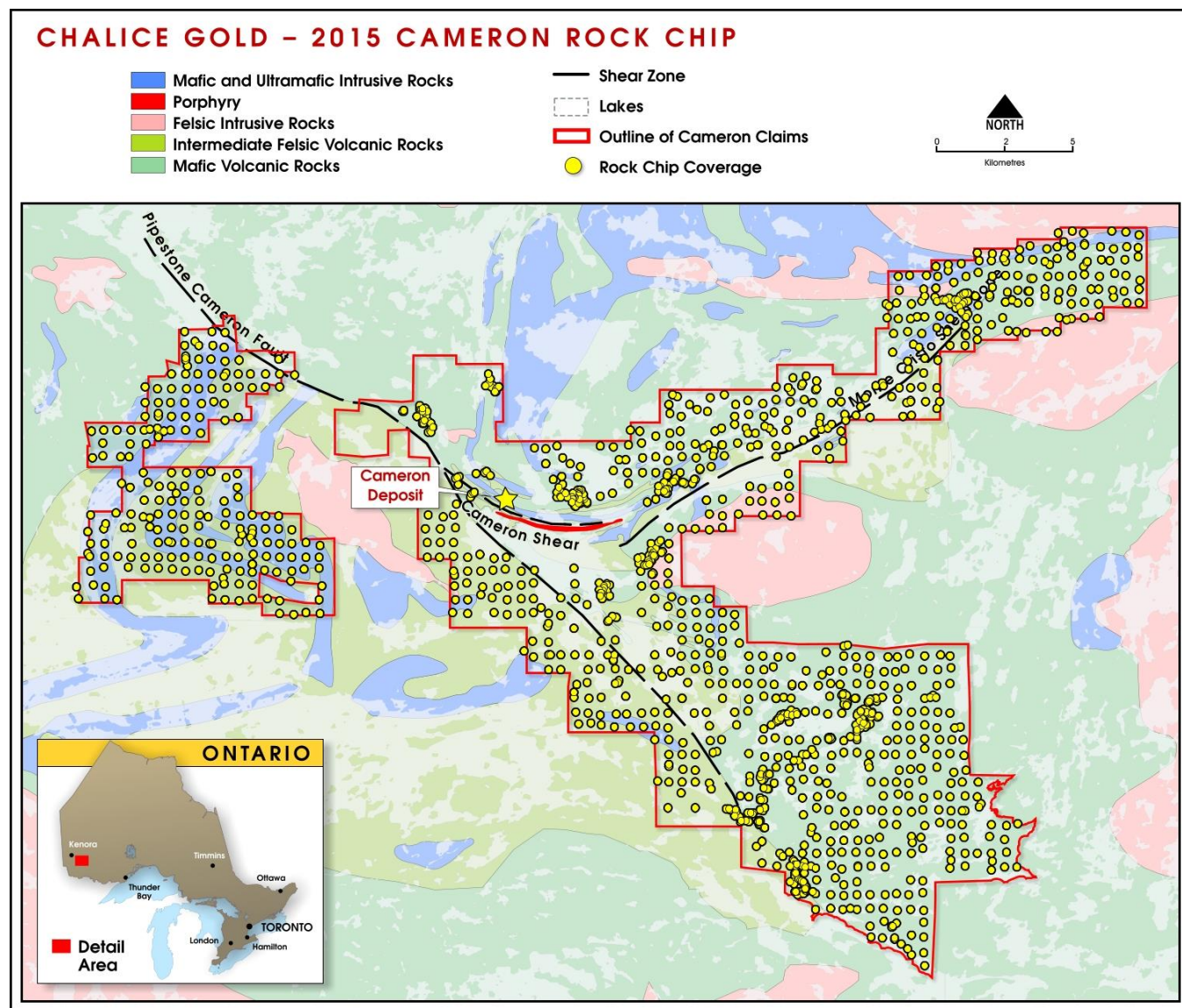


Figure 3: Regional rock chip sample locations

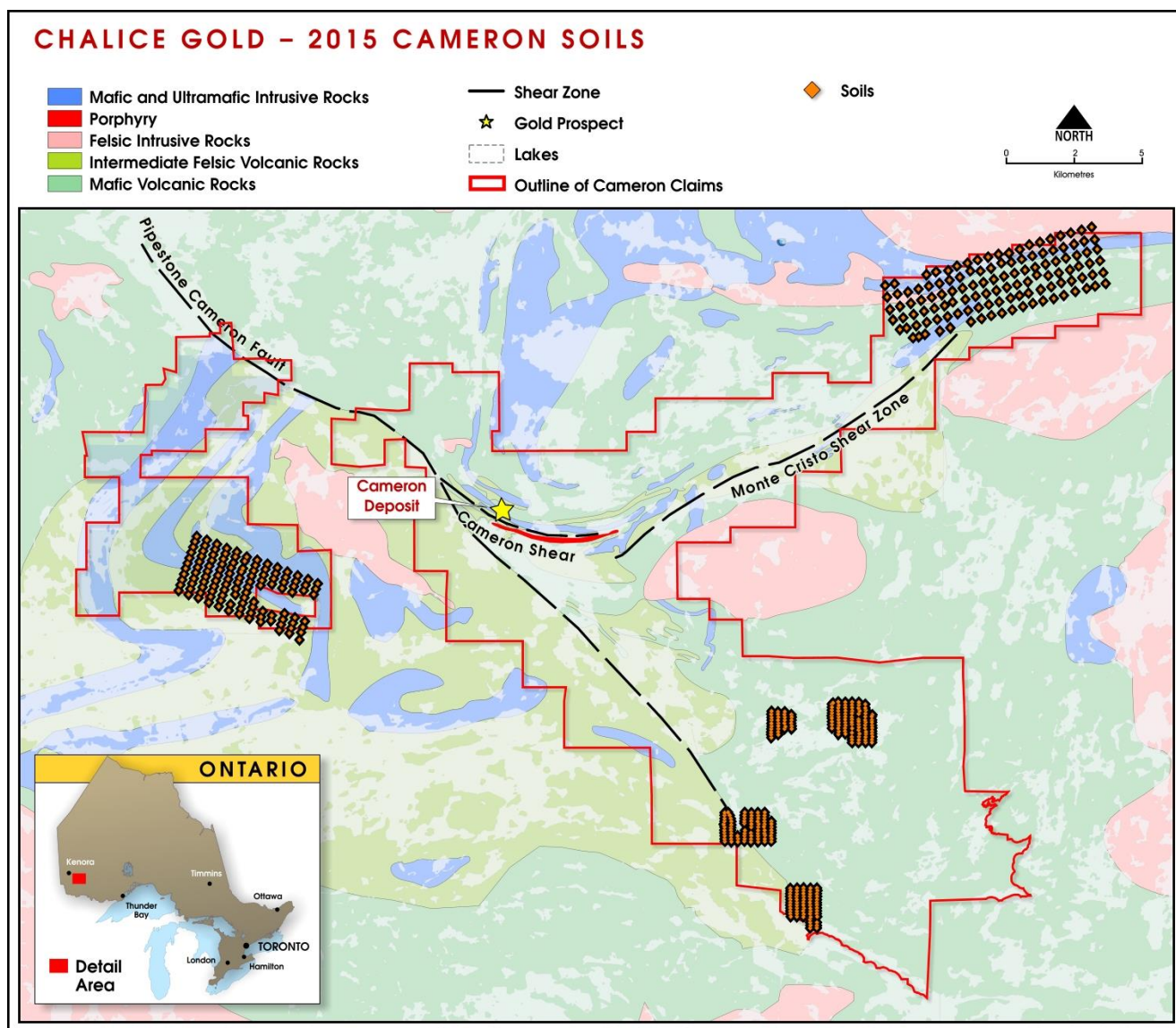


Figure 4: – Recently completed MMI grid locations

2. Croteau Est Project (Chalice earning 65%)

The Company entered into a joint venture agreement with Canadian gold explorer Northern Superior Resources Inc. ('Northern Superior') in April 2015, giving the Company the right to earn a 65% interest in the Croteau Est gold property located near Chibougamau in Quebec (Figure 5). Under the Croteau Est agreement, Chalice can earn a 65% interest in the property by spending a total of C\$4 million on exploration over three years, with a minimum exploration commitment of C\$500,000 in the first 12 months. Upon earning a 65% interest, the joint venture would become a contributing joint venture containing a standard dilution calculation.

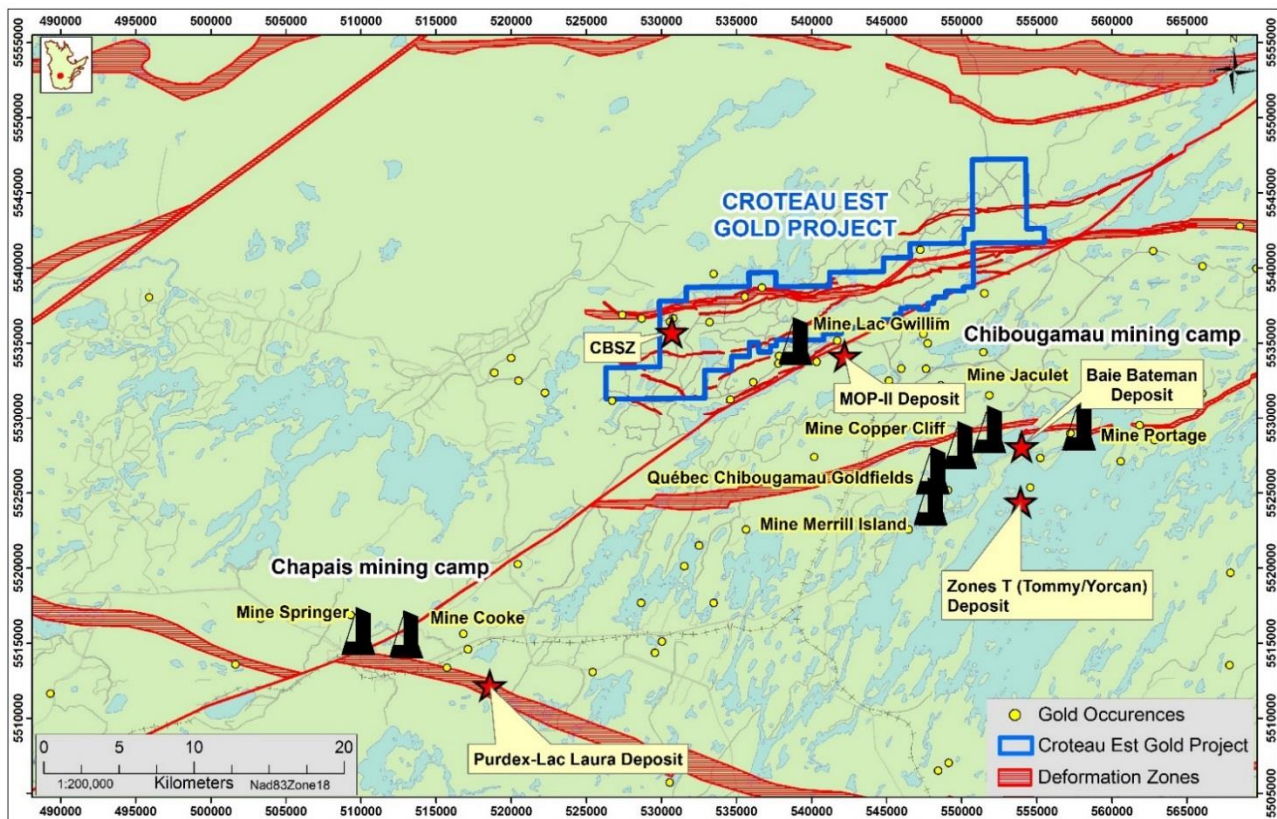


Figure 5: Crêteau Est Location, Québec

The Crêteau Est tenement package includes a 25km strike length of prospective stratigraphy, including a number of targets requiring follow-up and a significant body of quartz-carbonate-sericite alteration and pyrite mineralisation which has been defined as the Crêteau Bouchard Shear Zone (“CBSZ”).

An 11-hole (2,511m) diamond drill program and a 46-hole (485m) Reverse Circulation (RC) drill program was carried out during the Quarter targeting extensions to the known mineralisation as well as to delineate an initial JORC 2012 compliant Mineral Resource. The results from this program, including geological modelling, are currently being compiled and interpreted, with a maiden mineral resource estimate targeted for completion in Q4 2015.

Chalice has now met its minimum exploration commitment of C\$500,000.

3. Gnaweeda Gold Project (Chalice 12%: Doray 88%)

The Company’s joint venture partner, Doray Minerals Limited (ASX: DRM) (“Doray”), recently released high grade results from a recent drilling program at the Gnaweeda Gold Project. Doray has stated that the project has potential to deliver additional high grade ounces to be processed at its Andy Well project. Chalice has elected to maintain its participation level in the project pending additional results.

Please refer to the recent Doray announcement at www.dorayminerals.com.au.

4. Tenement schedules

In accordance with ASX Listing Rule 5.3, please refer to Appendix 2 for listing of tenements.


5. Discussion on Quarterly Cash flow

Chalice’s cash reserves were A\$40.6 million as at 30 September 2015. A further US\$2 million is also likely to become due and receivable in late 2015 from China SFEO Group as deferred consideration for the sale of the Zara Gold Project.

During the Quarter, the Company spent \$2.2 million (YTD: \$2.2 million) on exploration and evaluation activities which focused on the re-logging and re-sampling activities at Cameron and drilling at Croteau Est, \$0.4 million (YTD: \$0.4 million) on administration and overhead costs and \$0.2 million (YTD: \$0.2 million) on business development activities.

The impact of foreign exchange rates on the Company's USD cash balances was a favourable movement of \$3.4 million for the Quarter (YTD: \$3.4 million).

Further details are available in the attached Appendix 5B.



TIM GOYDER
Managing Director
30 October 2015

For further information, please contact:

Tim Goyder
Chalice Gold Mines Limited
Telephone +61 9322 3960

For media inquiries, please contact:

Nicholas Read
Read Corporate
Telephone: +618 9388 1474

Competent Person and Qualifying Person Statements

The information in this report that relates to Exploration Results in relation to the Cameron Gold Project and the Croteau Est Project is based on information compiled by Mr Gary Snow, who is a Fellow of the Australasian Institute of Mining and Metallurgy and is a Fellow of the Australian Institute of Geoscientists. Mr Snow is a full-time employee of the company and has sufficient experience in the field of activity being reported to qualify as a Competent Person as defined in the 2012 edition of the Australasian Code for Reporting of Exploration Results, Minerals Resources and Ore Reserves, and is a Qualified Person under National Instrument 43-101 – ‘Standards of Disclosure for Mineral Projects’. The Qualified Person has verified the data disclosed in this release, including sampling, analytical and test data underlying the information contained in this release. Mr Snow consents to the release of information in the form and context in which it appears here.

The information relating to the **Cameron Gold Project Mineral Resource** is extracted from the ASX Announcement entitled “Chalice Files Updated 43-101 Technical Report” released on 29 July 2014 and is available to view at www.chalicegold.com. The company confirms that it is not aware of any new information or data that materially affects the information included in the original market announcement and, in the case of estimates of Mineral Resources, that all material assumptions and technical parameters underpinning the estimates in the relevant market announcement continue to apply and have not materially changed. The Company confirms that the form and context in which the Competent Person’s findings are presented have not materially modified from the original market announcement.


The information relating to the **Croteau Est Project** is extracted from the ASX Announcement entitled “Chalice expands North American presence with farm-in deal on advanced and highly prospective Canadian gold project” released on 22 April 2015 and is available to view at www.chalicegold.com. The company confirms that it is not aware of any new information or data that materially affects the information included in the original market announcement and, in the case of estimates of Mineral Resources that all material assumptions and technical parameters underpinning the estimates in the relevant market announcement continue to apply and have not materially changed. The Company confirms that the form and context in which the Competent Person’s findings are presented have not materially modified from the original market announcement.

Forward Looking Statements

This document may contain forward-looking information within the meaning of Canadian securities legislation and forward-looking statements within the meaning of the United States Private Securities Litigation Reform Act of 1995 (collectively, forward-looking statements). These forward-looking statements are made as of the date of this document and Chalice Gold Mines Limited (the Company) does not intend, and does not assume any obligation, to update these forward-looking statements.

Forward-looking statements relate to future events or future performance and reflect Company management’s expectations or beliefs regarding future events and include, but are not limited to, statements regarding the impact of additional logging and sampling at the Cameron Project on currently disclosed mineral resources, the results of drilling at Croteau Est on any mineral resource estimate, the impact of potential material reductions in costs on the economics of a future PEA at the Cameron Project, the results of business development activities which may result in a corporate transaction or investment, the estimation of mineral reserve and mineral resources, the realisation of mineral reserve estimates, the likelihood of exploration success, the timing and amount of estimated future production, costs of production, capital expenditures, success of mining operations, environmental risks, unanticipated reclamation expenses, title disputes or claims and limitations on insurance coverage.

In certain cases, forward-looking statements can be identified by the use of words such as plans, expects or does not expect, is expected, will, may would, budget, scheduled, estimates, forecasts, intends, anticipates or does not anticipate, or believes, or variations of such words and phrases or statements that certain actions, events or results may, could, would, might or will be taken, occur or be achieved or the negative of these terms or comparable terminology. By their very nature forward-looking statements involve known and unknown risks, uncertainties and other factors which may cause the actual results, performance or achievements of the Company to be materially different from any future results, performance or achievements expressed or implied by the forward-looking statements. Such factors may include, among others, risks related to actual results of current exploration activities; the impact of additional logging and sampling at the Cameron Project on currently disclosed mineral resources; changes in project parameters as plans continue to be refined; future prices of mineral resources; possible variations in mineral resources or ore reserves, grade or recovery rates; accidents, labour disputes and other risks of the mining industry; delays in obtaining governmental approvals or financing or in the completion of development or construction activities; as well as those factors detailed from time to time in the Company’s interim and annual financial statements and management’s discussion and analysis of those statements, all of which are filed and available for review on SEDAR at sedar.com. Although the Company has attempted to identify important factors that could cause actual actions, events or results to differ materially from those described in forward-looking statements, there may be



other factors that cause actions, events or results not to be as anticipated, estimated or intended. There can be no assurance that forward-looking statements will prove to be accurate, as actual results and future events could differ materially from those anticipated in such statements.

Accordingly, readers should not place undue reliance on forward-looking statements.

Appendix 1 - Cameron Gold Project Resource

As the delineation of an updated mineral resource estimate is currently in progress, the impact on the previously disclosed mineral resources above cannot be determined until this revised mineral resource estimate is complete.

Deposit	Description	Cut-off Gold g/t	Class	Tonnes	Gold g/t	Gold Oz
Cameron	Open Cut	0.5g/t	Measured	2,872,000	2.3	212,400
	RL>=750m		Indicated	5,417,000	1.76	306,600
			Meas+Indic	8,289,000	1.95	519,700
			Inferred	881,000	2.07	58,600
	Underground	1.75g/t	Measured	157,000	2.77	14,000
	RL<750m		Indicated	559,000	3.23	58,100
			Meas+Indic	716,000	3.13	72,100
			Inferred	5,709,000	2.78	510,300
Dubenski	Open Cut	1.00g/t	Measured			
	RL>=180m		Indicated	806,000	2.28	59,100
			Meas+Indic	806,000	2.28	59,100
			Inferred	392,000	1.44	18,200
Dogpaw	Open Cut	0.5g/t	Measured			
	RL>=210m		Indicated	247,000	3.02	24,000
			Meas+Indic	247,000	3.02	24,000
			Inferred	64,000	2.26	4,700
Total			Measured	3,029,000	2.33	226,900
			Indicated	7,029,000	1.98	447,500
			Meas+Indic	10,058,000	2.09	675,900
			Inferred	7,046,000	2.61	591,300

Appendix 2 – Tenement schedules

The following information is provided in accordance with ASX Listing Rule 5.3 for the quarter ended 30 September 2015:

1. Listing of tenements held:

Location	Project	Tenement No.	Registered Holder	Nature of interest
Australia	Gnaweeda	E51/0926	Chalice Gold Mines Limited and Teck Australia Pty Ltd	12.03%
		E51/0927	Chalice Gold Mines Limited and Teck Australia Pty Ltd	12.03%
Canada	Refer appendix 3.			

2. Listing of tenements acquired (directly or beneficially) during the quarter:

There were no tenements acquired (directly or beneficially) during the quarter.

3. Tenements relinquished, reduced or lapsed (directly or beneficially) during the quarter:

Location	Project	Tenement Type	Tenement No.	Registered Holder	Nature of Interest
Canada	Rainy River	Patent	56046-0077	Shane & Rachel McQuaker	Earning in, Option agreement
Canada	Rainy River	Patent	56046-0079	Jan Wullum	Earning in, Option agreement
Canada	Rainy River	Patent	56046-0086	Gene Boyce	Earning in, Option agreement
Canada	Rainy River	Patent	56046-0076	Stevan Michael	Earning in, Option agreement
Canada	Rainy River	Patent	56046-0031	Kip Sharp	Earning in, Option agreement
Canada	Rainy River	Patent	56046-0034	Wade Kempka	Earning in, Option agreement
Canada	Rainy River	Patent	56046-0038	Wade & Shane Kempka & Madison	Earning in, Option agreement
Canada	Rainy River	Patent	56046-0044	Wade & Shane Kempka & Madison	Earning in, Option agreement

Appendix 3 - Tenements held (Canada)

Project	Tenement Type	Patent, Pin Number	Claim Number	Registered Holder	Percentage Ownership
Cameron	Claim		4283921	Cameron Gold Operations Ltd	100%
Cameron	Claim		4283922	Cameron Gold Operations Ltd	100%
Cameron	Claim		4283923	Cameron Gold Operations Ltd	100%
Cameron	Claim		4283924	Cameron Gold Operations Ltd	100%
Cameron	Claim		4283925	Cameron Gold Operations Ltd	100%
Cameron	Claim		4283926	Cameron Gold Operations Ltd	100%
Cameron	Claim		4283927	Cameron Gold Operations Ltd	100%
Cameron	Claim		4283928	Cameron Gold Operations Ltd	100%
Cameron	Claim		4283929	Cameron Gold Operations Ltd	100%
Cameron	Claim		4283930	Cameron Gold Operations Ltd	100%
Cameron	Claim		4283931	Cameron Gold Operations Ltd	100%
Cameron	Claim		4283932	Cameron Gold Operations Ltd	100%
Cameron	Claim		4283933	Cameron Gold Operations Ltd	100%
Cameron	Claim		4283934	Cameron Gold Operations Ltd	100%
Cameron	Claim		4283935	Cameron Gold Operations Ltd	100%
Cameron	Claim		4283936	Cameron Gold Operations Ltd	100%
Cameron	Claim		4283937	Cameron Gold Operations Ltd	100%
Cameron	Claim		4283938	Cameron Gold Operations Ltd	100%
Cameron	Claim		4283939	Cameron Gold Operations Ltd	100%
Cameron	Claim		4283940	Cameron Gold Operations Ltd	100%
Cameron	Claim		4283941	Cameron Gold Operations Ltd	100%
Cameron	Claim		4283942	Cameron Gold Operations Ltd	100%
Cameron	Claim		4283943	Cameron Gold Operations Ltd	100%
Cameron	Claim		4283944	Cameron Gold Operations Ltd	100%
Cameron	Claim		4283945	Cameron Gold Operations Ltd	100%
Cameron	Claim		4283946	Cameron Gold Operations Ltd	100%
Cameron	Claim		4283947	Cameron Gold Operations Ltd	100%
Cameron	Claim		4283948	Cameron Gold Operations Ltd	100%
Cameron	Claim		4283949	Cameron Gold Operations Ltd	100%
Cameron	Claim		4283950	Cameron Gold Operations Ltd	100%
Cameron	Claim		1105444	Cameron Gold Operations Ltd	100%
Cameron	Claim		1105445	Cameron Gold Operations Ltd	100%
Cameron	Claim		1161574	Cameron Gold Operations Ltd	100%
Cameron	Claim		1161575	Cameron Gold Operations Ltd	100%
Cameron	Claim		1210120	Cameron Gold Operations Ltd	100%
Cameron	Claim		1210121	Cameron Gold Operations Ltd	100%
Cameron	Claim		1210122	Cameron Gold Operations Ltd	100%
Cameron	Claim		1210123	Cameron Gold Operations Ltd	100%
Cameron	Claim		1210124	Cameron Gold Operations Ltd	100%
Cameron	Claim		1210125	Cameron Gold Operations Ltd	100%
Cameron	Claim		1210126	Cameron Gold Operations Ltd	100%
Cameron	Claim		1210128	Cameron Gold Operations Ltd	100%
Cameron	Claim		1210129	Cameron Gold Operations Ltd	100%
Cameron	Claim		1210130	Cameron Gold Operations Ltd	100%
Cameron	Claim		1210131	Cameron Gold Operations Ltd	100%

Project	Tenement Type	Patent, Pin Number	Claim Number	Registered Holder	Percentage Ownership
Cameron	Claim		1210132	Cameron Gold Operations Ltd	100%
Cameron	Claim		1210133	Cameron Gold Operations Ltd	100%
Cameron	Claim		1210134	Cameron Gold Operations Ltd	100%
Cameron	Claim		1210135	Cameron Gold Operations Ltd	100%
Cameron	Claim		1210136	Cameron Gold Operations Ltd	100%
Cameron	Claim		4248906	Cameron Gold Operations Ltd	100%
Cameron	Claim		4254297	Cameron Gold Operations Ltd	100%
Cameron	Claim		4255667	Cameron Gold Operations Ltd	100%
Cameron	Claim		4255668	Cameron Gold Operations Ltd	100%
Cameron	Claim		4255669	Cameron Gold Operations Ltd	100%
Cameron	Claim		4257392	Cameron Gold Operations Ltd	100%
Cameron	Claim		4258281	Cameron Gold Operations Ltd	100%
Cameron	Claim		4258282	Cameron Gold Operations Ltd	100%
Cameron	Claim		4258283	Cameron Gold Operations Ltd	100%
Cameron	Claim		4258284	Cameron Gold Operations Ltd	100%
Cameron	Claim		4258285	Cameron Gold Operations Ltd	100%
Cameron	Claim		4258286	Cameron Gold Operations Ltd	100%
Cameron	Claim		4258287	Cameron Gold Operations Ltd	100%
Cameron	Claim		4258288	Cameron Gold Operations Ltd	100%
Cameron	Claim		4258289	Cameron Gold Operations Ltd	100%
Cameron	Claim		4258290	Cameron Gold Operations Ltd	100%
Cameron	Claim		4258291	Cameron Gold Operations Ltd	100%
Cameron	Claim		4258292	Cameron Gold Operations Ltd	100%
Cameron	Claim		4258421	Cameron Gold Operations Ltd	100%
Cameron	Claim		4258422	Cameron Gold Operations Ltd	100%
Cameron	Claim		4258423	Cameron Gold Operations Ltd	100%
Cameron	Claim		4258424	Cameron Gold Operations Ltd	100%
Cameron	Claim		4258425	Cameron Gold Operations Ltd	100%
Cameron	Claim		4258426	Cameron Gold Operations Ltd	100%
Cameron	Claim		4258427	Cameron Gold Operations Ltd	100%
Cameron	Claim		4258428	Cameron Gold Operations Ltd	100%
Cameron	Claim		4258429	Cameron Gold Operations Ltd	100%
Cameron	Claim		4258430	Cameron Gold Operations Ltd	100%
Cameron	Claim		4258431	Cameron Gold Operations Ltd	100%
Cameron	Claim		4258432	Cameron Gold Operations Ltd	100%
Cameron	Claim		4258433	Cameron Gold Operations Ltd	100%
Cameron	Claim		4258434	Cameron Gold Operations Ltd	100%
Cameron	Claim		4258435	Cameron Gold Operations Ltd	100%
Cameron	Claim		4258436	Cameron Gold Operations Ltd	100%
Cameron	Claim		4258437	Cameron Gold Operations Ltd	100%
Cameron	Claim		4258438	Cameron Gold Operations Ltd	100%
Cameron	Claim		4258439	Cameron Gold Operations Ltd	100%
Cameron	Claim		4258440	Cameron Gold Operations Ltd	100%
Cameron	Claim		4258441	Cameron Gold Operations Ltd	100%
Cameron	Claim		4258442	Cameron Gold Operations Ltd	100%
Cameron	Claim		4258443	Cameron Gold Operations Ltd	100%
Cameron	Claim		4258444	Cameron Gold Operations Ltd	100%

Project	Tenement Type	Patent, Pin Number	Claim Number	Registered Holder	Percentage Ownership
Cameron	Claim		4258445	Cameron Gold Operations Ltd	100%
Cameron	Claim		4258446	Cameron Gold Operations Ltd	100%
Cameron	Claim		4258447	Cameron Gold Operations Ltd	100%
Cameron	Claim		4258448	Cameron Gold Operations Ltd	100%
Cameron	Claim		4258449	Cameron Gold Operations Ltd	100%
Cameron	Claim		4258450	Cameron Gold Operations Ltd	100%
Cameron	Patented mining claim	PA8441, 42185-0720 (LT)	K2766	Cameron Gold Operations Ltd	100%
Cameron	Patented mining claim	PA8442, 42185-0722 (LT)	K2767	Cameron Gold Operations Ltd	100%
Cameron	Patented mining claim	PA8443, 42185-0724 (LT)	K2768	Cameron Gold Operations Ltd	100%
Cameron	Patented mining claim	PA9901, 42185-0726 (LT)	K4712	Cameron Gold Operations Ltd	100%
Cameron	MLO	10384	K4709	Cameron Gold Operations Ltd	100%
Cameron	MLO	10405	K4711	Cameron Gold Operations Ltd	100%
Cameron	MLO	10406	K4710	Cameron Gold Operations Ltd	100%
Cameron	MLO	10407	K4712	Cameron Gold Operations Ltd	100%
Cameron	MLO	3366	K2767	Cameron Gold Operations Ltd	100%
Cameron	MLO	3367	K2768	Cameron Gold Operations Ltd	100%
Cameron	Mining Lease	108466	CLM289, Claims K527548-K527567, Nucanolan Property	Cameron Gold Operations Inc.	100%
Cameron	Mining Lease	108400	CLM305, Claim K465069-K465075, K465351-K465358, K519950-K519965, K561022-K561025, K666295	Cameron Gold Operations Ltd	100%
Cameron	Mining Lease	108400	CLM306, Claim K386816-K386818, K386888-K386900, K533901-K533908, K666294	Cameron Gold Operations Ltd	100%
West Cedar	Claim		3000802	Cameron Gold Operations Ltd	100%
West Cedar	Claim		3000803	Cameron Gold Operations Ltd	100%
West Cedar	Claim		3000804	Cameron Gold Operations Ltd	100%
West Cedar	Claim		1149862	Cameron Gold Operations Ltd	100%
West Cedar	Claim		1196649	Cameron Gold Operations Ltd	100%
West Cedar	Claim		3001240	Cameron Gold Operations Ltd	100%
West Cedar	Claim		3001298	Cameron Gold Operations Ltd	100%
West Cedar	Claim		3010497	Cameron Gold Operations Ltd	100%
West Cedar	Claim		3012199	Cameron Gold Operations Ltd	100%
West Cedar	Patented mining claim	42185-0208 (LT)	K9990	Cameron Gold Operations Ltd	100%
West Cedar	Patented mining claim	42185-0586 (LT)	K9991	Cameron Gold Operations Ltd	100%
West Cedar	Patented mining claim	42185-0585 (LT)	K9992	Cameron Gold Operations Ltd	100%
West Cedar	Patented mining claim	42185-0577 (LT)	K9993	Cameron Gold Operations Ltd	100%
West Cedar	Patented mining claim	42185-0587 (LT)	K9994	Cameron Gold Operations Ltd	100%
West Cedar	Patented mining claim	42185-0578 (LT)	K9995	Cameron Gold Operations Ltd	100%
West Cedar	Patented mining claim	42185-0579 (LT)	K9997	Cameron Gold Operations Ltd	100%
West Cedar	Patented mining claim	42185-0583 (LT)	K10010	Cameron Gold Operations Ltd	100%
West Cedar	Patented mining claim	42185-0796 (LT)	K10024	Cameron Gold Operations Ltd	100%
West Cedar	Patented mining claim	42185-0799 (LT)	K10025	Cameron Gold Operations Ltd	100%

Project	Tenement Type	Patent, Pin Number	Claim Number	Registered Holder	Percentage Ownership
West Cedar	Patented mining claim	42185-0801 (LT)	K10026	Cameron Gold Operations Ltd	100%
West Cedar	Patented mining claim	42185-0803 (LT)	K10027	Cameron Gold Operations Ltd	100%
West Cedar	Patented mining claim	42185-0593 (LT)	K10028	Cameron Gold Operations Ltd	100%
West Cedar	Patented mining claim	42185-0594 (LT)	K10029	Cameron Gold Operations Ltd	100%
West Cedar	Patented mining claim	42185-0595 (LT)	K10030	Cameron Gold Operations Ltd	100%
West Cedar	Patented mining claim	42185-0588 (LT)	K9996	Cameron Gold Operations Ltd	100%
West Cedar	Patented mining claim	42185-0584 (LT)	K10011	Cameron Gold Operations Ltd	100%
West Cedar	Patented mining claim	42185-0580 (LT)	K10058	Cameron Gold Operations Ltd	100%
West Cedar	Patented mining claim	42185-0807 (LT)	K10000	Cameron Gold Operations Ltd	100%
West Cedar	Patented mining claim	42185-0581 (LT)	K9999	Cameron Gold Operations Ltd	100%
West Cedar	MLO	11143	K9990, K9992, K9993, K9996, K9999, K10000, K10011, K10058	Cameron Gold Operations Ltd	100%
West Cedar	Mining Lease	107495	K314926, K351875-K351876, K314928-K314931, K273821	Cameron Gold Operations Ltd	100%
West Cedar	Mining Lease	107494	K314927, K314932, K351873, K351874, K351877, K351878	Cameron Gold Operations Ltd	100%
Cameron Gold	Claim		4276513	Rubicon Minerals Corp.	Earning in, Option agreement
Cameron Gold	Claim		4276514	Rubicon Minerals Corp.	Earning in, Option agreement
Cameron Gold	Claim		4276515	Rubicon Minerals Corp.	Earning in, Option agreement
Cameron Gold	Claim		4276516	Rubicon Minerals Corp.	Earning in, Option agreement
Cameron Gold	Claim		4276517	Rubicon Minerals Corp.	Earning in, Option agreement
Cameron Gold	Claim		4276518	Rubicon Minerals Corp.	Earning in, Option agreement
Cameron Gold	Claim		4276519	Rubicon Minerals Corp.	Earning in, Option agreement
Cameron Gold	Claim		4276522	Rubicon Minerals Corp.	Earning in, Option agreement
Cameron Gold	Claim		4276523	Rubicon Minerals Corp.	Earning in, Option agreement
Cameron Gold	Claim		4267651	Rubicon Minerals Corp.	Earning in, Option agreement
Cameron Gold	Claim		4267652	Rubicon Minerals Corp.	Earning in, Option agreement
Cameron Gold	Claim		4283119	Rubicon Minerals Corp.	Earning in, Option agreement
Cameron Gold	Claim		4283120	Rubicon Minerals Corp.	Earning in, Option agreement
Cameron Gold	Claim		4283731	Rubicon Minerals Corp.	Earning in, Option agreement
Cameron Gold	Claim		4283732	Rubicon Minerals Corp.	Earning in, Option agreement
Cameron Gold	Claim		4283734	Rubicon Minerals Corp.	Earning in, Option agreement
Cameron Gold	Claim		4267653	Rubicon Minerals Corp.	Earning in, Option agreement
Cameron Gold	Claim		4277987	Rubicon Minerals Corp.	Earning, Option agreement
Cameron Gold	Claim		4267654	Rubicon Minerals Corp.	Earning in, Option agreement
Cameron Gold	Claim		4267655	Rubicon Minerals Corp.	Earning in, Option agreement

Project	Tenement Type	Patent, Pin Number	Claim Number	Registered Holder	Percentage Ownership
Cameron Gold	Claim		4267656	Rubicon Minerals Corp.	Earning in, Option agreement
Cameron Gold	Claim		4267657	Rubicon Minerals Corp.	Earning in, Option agreement
Cameron Gold	Claim		4283735	Rubicon Minerals Corp.	Earning in, Option agreement
Cameron Gold	Claim		4283736	Rubicon Minerals Corp.	Earning in, Option agreement
Cameron Gold	Claim		4283737	Rubicon Minerals Corp.	Earning in, Option agreement
Cameron Gold	Claim		4283738	Rubicon Minerals Corp.	Earning in, Option agreement
Cameron Gold	Claim		4276506	Rubicon Minerals Corp.	Earning in, Option agreement
Cameron Gold	Claim		4276512	Rubicon Minerals Corp.	Earning in, Option agreement
Cameron Gold	Claim		4283111	Rubicon Minerals Corp.	Earning in, Option agreement
Cameron Gold	Claim		4283112	Rubicon Minerals Corp.	Earning in, Option agreement
Cameron Gold	Claim		4283113	Rubicon Minerals Corp.	Earning in, Option agreement
Cameron Gold	Claim		4283114	Rubicon Minerals Corp.	Earning in, Option agreement
Cameron Gold	Claim		4283115	Rubicon Minerals Corp.	Earning in, Option agreement
Cameron Gold	Claim		4283116	Rubicon Minerals Corp.	Earning in, Option agreement
Cameron Gold	Claim		4283117	Rubicon Minerals Corp.	Earning in, Option agreement
Cameron Gold	Claim		4283118	Rubicon Minerals Corp.	Earning in, Option agreement
Cameron Gold	Claim		4274088	Rubicon Minerals Corp.	Earning in, Option agreement
Cameron Gold	Claim		4274089	Rubicon Minerals Corp.	Earning in, Option agreement
Cameron Gold	Claim		4274090	Rubicon Minerals Corp.	Earning in, Option agreement
Cameron Gold	Claim		4274091	Rubicon Minerals Corp.	Earning in, Option agreement
Cameron Gold	Claim		4274092	Rubicon Minerals Corp.	Earning in, Option agreement
Cameron Gold	Claim		4274093	Rubicon Minerals Corp.	Earning in, Option agreement
Cameron Gold	Claim		4274094	Rubicon Minerals Corp.	Earning in, Option agreement
Cameron Gold	Claim		4274095	Rubicon Minerals Corp.	Earning in, Option agreement
Cameron Gold	Claim		4274096	Rubicon Minerals Corp.	Earning in, Option agreement
Cameron Gold	Claim		4274074	Rubicon Minerals Corp.	Earning in, Option agreement
Cameron Gold	Claim		4276500	Rubicon Minerals Corp.	Earning in, Option agreement
Ardeen	Claim		1022635	Pele Gold Corporation	51%
Ardeen	Claim		1022636	Pele Gold Corporation	51%
Ardeen	Claim		1022637	Pele Gold Corporation	51%
Ardeen	Claim		1135465	Pele Gold Corporation	51%
Ardeen	Claim		1135466	Pele Gold Corporation	51%
Ardeen	Claim		1157496	Pele Gold Corporation	51%
Ardeen	Claim		1157497	Pele Gold Corporation	51%
Ardeen	Claim		1157666	Pele Gold Corporation	51%
Ardeen	Claim		1157667	Pele Gold Corporation	51%
Ardeen	Claim		1157668	Pele Gold Corporation	51%

Project	Tenement Type	Patent, Pin Number	Claim Number	Registered Holder	Percentage Ownership
Ardeen	Claim		1157670	Pele Gold Corporation	51%
Ardeen	Claim		1157671	Pele Gold Corporation	51%
Ardeen	Claim		1164874	Pele Gold Corporation	51%
Ardeen	Claim		1164875	Pele Gold Corporation	51%
Ardeen	Claim		1164876	Pele Gold Corporation	51%
Ardeen	Claim		1164877	Pele Gold Corporation	51%
Ardeen	Claim		1172315	Pele Gold Corporation	51%
Ardeen	Claim		1172316	Pele Gold Corporation	51%
Ardeen	Claim		1172317	Pele Gold Corporation	51%
Ardeen	Claim		1172340	Pele Gold Corporation	51%
Ardeen	Claim		1172345	Pele Gold Corporation	51%
Ardeen	Claim		1172346	Pele Gold Corporation	51%
Ardeen	Claim		1172347	Pele Gold Corporation	51%
Ardeen	Claim		1172348	Pele Gold Corporation	51%
Ardeen	Claim		1172349	Pele Gold Corporation	51%
Ardeen	Claim		1172350	Pele Gold Corporation	51%
Ardeen	Claim		1172355	Pele Gold Corporation	51%
Ardeen	Claim		1172356	Pele Gold Corporation	51%
Ardeen	Claim		1172365	Pele Gold Corporation	51%
Ardeen	Claim		1172366	Pele Gold Corporation	51%
Ardeen	Claim		1172367	Pele Gold Corporation	51%
Ardeen	Claim		1172368	Pele Gold Corporation	51%
Ardeen	Claim		1172369	Pele Gold Corporation	51%
Ardeen	Claim		1172375	Pele Gold Corporation	51%
Ardeen	Claim		1172385	Pele Gold Corporation	51%
Ardeen	Claim		1172386	Pele Gold Corporation	51%
Ardeen	Claim		1172387	Pele Gold Corporation	51%
Ardeen	Claim		1172388	Pele Gold Corporation	51%
Ardeen	Claim		1172395	Pele Gold Corporation	51%
Ardeen	Claim		1172396	Pele Gold Corporation	51%
Ardeen	Claim		1195937	Pele Gold Corporation	51%
Ardeen	Claim		1195940	Pele Gold Corporation	51%
Ardeen	Claim		1196147	Pele Gold Corporation	51%
Ardeen	Claim		1196239	Pele Gold Corporation	51%
Ardeen	Claim		1196240	Pele Gold Corporation	51%
Ardeen	Claim		1196870	Pele Gold Corporation	51%
Ardeen	Claim		1196921	Pele Gold Corporation	51%
Ardeen	Claim		1196923	Pele Gold Corporation	51%
Ardeen	Claim		1196924	Pele Gold Corporation	51%
Ardeen	Claim		1202036	Pele Gold Corporation	51%
Ardeen	Claim		1202264	Pele Gold Corporation	51%
Ardeen	Claim		1202265	Pele Gold Corporation	51%
Ardeen	Claim		1202302	Pele Gold Corporation	51%
Ardeen	Claim		1205201	Pele Gold Corporation	51%
Ardeen	Claim		1205202	Pele Gold Corporation	51%
Ardeen	Claim		1205203	Pele Gold Corporation	51%
Ardeen	Claim		1205204	Pele Gold Corporation	51%

Project	Tenement Type	Patent, Pin Number	Claim Number	Registered Holder	Percentage Ownership
Ardeen	Claim		1205287	Pele Gold Corporation	51%
Ardeen	Claim		1209440	Pele Gold Corporation	51%
Ardeen	Claim		1209441	Pele Gold Corporation	51%
Ardeen	Claim		1209470	Pele Gold Corporation	51%
Ardeen	Claim		1209697	Pele Gold Corporation	51%
Ardeen	Claim		1209698	Pele Gold Corporation	51%
Ardeen	Claim		1209770	Pele Gold Corporation	51%
Ardeen	Claim		1210243	Pele Gold Corporation	51%
Ardeen	Claim		1210245	Pele Gold Corporation	51%
Ardeen	Claim		1210776	Pele Gold Corporation	51%
Ardeen	Claim		1210792	Pele Gold Corporation	51%
Ardeen	Claim		1215147	Pele Gold Corporation	51%
Ardeen	Claim		1215148	Pele Gold Corporation	51%
Ardeen	Claim		1215149	Pele Gold Corporation	51%
Ardeen	Claim		1215450	Pele Gold Corporation	51%
Ardeen	Claim		1215451	Pele Gold Corporation	51%
Ardeen	Claim		1215452	Pele Gold Corporation	51%
Ardeen	Claim		1215453	Pele Gold Corporation	51%
Ardeen	Claim		1215454	Pele Gold Corporation	51%
Ardeen	Claim		1215751	Pele Gold Corporation	51%
Ardeen	Claim		1215752	Pele Gold Corporation	51%
Ardeen	Claim		1215758	Pele Gold Corporation	51%
Ardeen	Claim		1215760	Pele Gold Corporation	51%
Ardeen	Claim		1215831	Pele Gold Corporation	51%
Ardeen	Claim		1215859	Pele Gold Corporation	51%
Ardeen	Claim		1217105	Pele Gold Corporation	51%
Ardeen	Claim		1224629	Pele Gold Corporation	51%
Ardeen	Claim		3001505	Pele Gold Corporation	51%
Ardeen	Claim		3001506	Pele Gold Corporation	51%
Ardeen	Claim		3001507	Pele Gold Corporation	51%
Ardeen	Claim		677468	Pele Gold Corporation	51%
Ardeen	Claim		677469	Pele Gold Corporation	51%
Ardeen	Claim		677470	Pele Gold Corporation	51%
Ardeen	Claim		677471	Pele Gold Corporation	51%
Ardeen	Claim		677472	Pele Gold Corporation	51%
Ardeen	Claim		677473	Pele Gold Corporation	51%
Ardeen	Claim		677474	Pele Gold Corporation	51%
Ardeen	Claim		677475	Pele Gold Corporation	51%
Ardeen	Claim		677476	Pele Gold Corporation	51%
Ardeen	Claim		677477	Pele Gold Corporation	51%
Ardeen	Claim		677478	Pele Gold Corporation	51%
Ardeen	Claim		677479	Pele Gold Corporation	51%
Ardeen	Claim		786521	Pele Gold Corporation	51%
Ardeen	Claim		786522	Pele Gold Corporation	51%
Ardeen	Claim		786523	Pele Gold Corporation	51%
Ardeen	Claim		786524	Pele Gold Corporation	51%
Ardeen	Claim		786525	Pele Gold Corporation	51%

Project	Tenement Type	Patent, Pin Number	Claim Number	Registered Holder	Percentage Ownership
Ardeen	Claim		786526	Pele Gold Corporation	51%
Ardeen	Claim		786527	Pele Gold Corporation	51%
Ardeen	Claim		786528	Pele Gold Corporation	51%
Ardeen	Claim		786529	Pele Gold Corporation	51%
Ardeen	Claim		786541	Pele Gold Corporation	51%
Ardeen	Claim		786542	Pele Gold Corporation	51%
Ardeen	Claim		786543	Pele Gold Corporation	51%
Ardeen	Claim		786544	Pele Gold Corporation	51%
Ardeen	Claim		786545	Pele Gold Corporation	51%
Ardeen	Claim		813157	Pele Gold Corporation	51%
Ardeen	Claim		813158	Pele Gold Corporation	51%
Ardeen	Claim		813159	Pele Gold Corporation	51%
Ardeen	Claim		813160	Pele Gold Corporation	51%
Ardeen	Claim		813161	Pele Gold Corporation	51%
Ardeen	Claim		813162	Pele Gold Corporation	51%
Ardeen	Claim		813163	Pele Gold Corporation	51%
Ardeen	Claim		813164	Pele Gold Corporation	51%
Ardeen	Claim		813165	Pele Gold Corporation	51%
Ardeen	Claim		813166	Pele Gold Corporation	51%
Ardeen	Claim		835178	Pele Gold Corporation	51%
Ardeen	Claim		835179	Pele Gold Corporation	51%
Ardeen	Claim		835184	Pele Gold Corporation	51%
Ardeen	Claim		835185	Pele Gold Corporation	51%
Ardeen	Claim		835186	Pele Gold Corporation	51%
Ardeen	Claim		835187	Pele Gold Corporation	51%
Ardeen	Claim		835188	Pele Gold Corporation	51%
Ardeen	Claim		835189	Pele Gold Corporation	51%
Ardeen	Claim		835190	Pele Gold Corporation	51%
Ardeen	Claim		835195	Pele Gold Corporation	51%
Ardeen	Claim		835196	Pele Gold Corporation	51%
Ardeen	Claim		835197	Pele Gold Corporation	51%
Ardeen	Claim		835304	Pele Gold Corporation	51%
Ardeen	Claim		835305	Pele Gold Corporation	51%
Ardeen	Claim		835306	Pele Gold Corporation	51%
Ardeen	Claim		835307	Pele Gold Corporation	51%
Ardeen	Claim		835308	Pele Gold Corporation	51%
Ardeen	Claim		835309	Pele Gold Corporation	51%
Ardeen	Claim		835310	Pele Gold Corporation	51%
Ardeen	Claim		835311	Pele Gold Corporation	51%
Ardeen	Claim		835312	Pele Gold Corporation	51%
Ardeen	Claim		835313	Pele Gold Corporation	51%
Ardeen	Claim		863760	Pele Gold Corporation	51%
Ardeen	Claim		873515	Pele Gold Corporation	51%
Ardeen	Claim		873516	Pele Gold Corporation	51%
Ardeen	Claim		873517	Pele Gold Corporation	51%
Ardeen	Claim		873518	Pele Gold Corporation	51%
Ardeen	Claim		873519	Pele Gold Corporation	51%

Project	Tenement Type	Patent, Pin Number	Claim Number	Registered Holder	Percentage Ownership
Ardeen	Claim		873520	Pele Gold Corporation	51%
Ardeen	Claim		873522	Pele Gold Corporation	51%
South Cedar	Claim		4257501	Rubicon Minerals Corp.	Earning in, option agreement
South Cedar	Claim		4257508	Rubicon Minerals Corp.	Earning in, option agreement
South Cedar	Claim		4257510	Rubicon Minerals Corp.	Earning in, option agreement
South Cedar	Claim		4257511	Rubicon Minerals Corp.	Earning in, option agreement
South Cedar	Claim		4257515	Rubicon Minerals Corp.	Earning in, option agreement
South Cedar	Claim		4257516	Rubicon Minerals Corp.	Earning in, option agreement
South Cedar	Claim		4257517	Rubicon Minerals Corp.	Earning in, option agreement
South Cedar	Claim		4260366	Rubicon Minerals Corp.	Earning in, option agreement
West Cedar	Claim		4260514	Rubicon Minerals Corp.	Earning in, option agreement
South Cedar	Claim		4266944	Rubicon Minerals Corp.	Earning in, option agreement
South Cedar	Claim		4260515	Rubicon Minerals Corp.	Earning in, option agreement
South Cedar	Claim		4260516	Rubicon Minerals Corp.	Earning in, option agreement
South Cedar	Claim		4263609	Rubicon Minerals Corp.	Earning in, option agreement
South Cedar	Claim		4272273	Rubicon Minerals Corp.	Earning in, option agreement
South Cedar	Claim		4266941	Rubicon Minerals Corp.	Earning in, option agreement
South Cedar	Claim		4266942	Rubicon Minerals Corp.	Earning in, option agreement
South Cedar	Claim		4266943	Rubicon Minerals Corp.	Earning in, option agreement
Rainy River	Claim		4254475	Coventry Resources Ontario Inc.	100%
Rainy River	Claim		4254476	Coventry Resources Ontario Inc.	100%
Rainy River	Claim		4254477	Coventry Resources Ontario Inc.	100%
Rainy River	Claim		4254478	Coventry Resources Ontario Inc.	100%
Rainy River	Claim		4254479	Coventry Resources Ontario Inc.	100%
Rainy River	Claim		4260559	Coventry Rainy River Inc.	100%
Rainy River	Claim		4260560	Coventry Rainy River Inc.	100%
Rainy River	Claim		4260561	Coventry Rainy River Inc.	100%
Rainy River	Claim		4260562	Coventry Rainy River Inc.	100%
Rainy River	Claim		4260563	Coventry Rainy River Inc.	100%
Rainy River	Claim		4260564	Coventry Rainy River Inc.	100%
Rainy River	Claim		4260565	Coventry Rainy River Inc.	100%
Rainy River	Claim		4214439	Coventry Rainy River Inc.	100%
Rainy River	Claim		4214438	Coventry Rainy River Inc.	100%
Rainy River	Claim		4214440	Coventry Rainy River Inc.	100%
Rainy River	Claim		4214441	Coventry Rainy River Inc.	100%
Rainy River	Claim		4214442	Coventry Rainy River Inc.	100%
South Cedar	Claim		4254638	Rubicon Minerals Corp.	Earning in, option agreement
Rainy River	Claim		4205814	Coventry Rainy River Inc.	100%
Rainy River	Claim		4205815	Coventry Rainy River Inc.	100%
Rainy River	Claim		4205816	Coventry Rainy River Inc.	100%

Project	Tenement Type	Patent, Pin Number	Claim Number	Registered Holder	Percentage Ownership
Rainy River	Claim		4205817	Coventry Rainy River Inc.	100%
Rainy River	Claim		4205818	Coventry Rainy River Inc.	100%
Rainy River	Claim		4250319	Coventry Rainy River Inc.	100%
Rainy River	Claim		4205809	Coventry Rainy River Inc.	100%
Croteau Est	Mining Claim		2188150	Northern Superior Resources Inc. (81897) 100%	JV earning up to 65%
Croteau Est	Mining Claim		2188151	Northern Superior Resources Inc. (81897) 100%	JV earning up to 65%
Croteau Est	Mining Claim		2188152	Northern Superior Resources Inc. (81897) 100%	JV earning up to 65%
Croteau Est	Mining Claim		2188153	Northern Superior Resources Inc. (81897) 100%	JV earning up to 65%
Croteau Est	Mining Claim		2188154	Northern Superior Resources Inc. (81897) 100%	JV earning up to 65%
Croteau Est	Mining Claim		2188155	Northern Superior Resources Inc. (81897) 100%	JV earning up to 65%
Croteau Est	Mining Claim		2188156	Northern Superior Resources Inc. (81897) 100%	JV earning up to 65%
Croteau Est	Mining Claim		2311841	Northern Superior Resources Inc. (81897) 100%	JV earning up to 65%
Croteau Est	Mining Claim		2311842	Northern Superior Resources Inc. (81897) 100%	JV earning up to 65%
Croteau Est	Mining Claim		2311843	Northern Superior Resources Inc. (81897) 100%	JV earning up to 65%
Croteau Est	Mining Claim		2311844	Northern Superior Resources Inc. (81897) 100%	JV earning up to 65%
Croteau Est	Mining Claim		2311845	Northern Superior Resources Inc. (81897) 100%	JV earning up to 65%
Croteau Est	Mining Claim		2311846	Northern Superior Resources Inc. (81897) 100%	JV earning up to 65%
Croteau Est	Mining Claim		2311847	Northern Superior Resources Inc. (81897) 100%	JV earning up to 65%
Croteau Est	Mining Claim		2311848	Northern Superior Resources Inc. (81897) 100%	JV earning up to 65%
Croteau Est	Mining Claim		2311849	Northern Superior Resources Inc. (81897) 100%	JV earning up to 65%
Croteau Est	Mining Claim		2311850	Northern Superior Resources Inc. (81897) 100%	JV earning up to 65%
Croteau Est	Mining Claim		2311851	Northern Superior Resources Inc. (81897) 100%	JV earning up to 65%
Croteau Est	Mining Claim		2311852	Northern Superior Resources Inc. (81897) 100%	JV earning up to 65%
Croteau Est	Mining Claim		2315945	Northern Superior Resources Inc. (81897) 100%	JV earning up to 65%
Croteau Est	Mining Claim		2315946	Northern Superior Resources Inc. (81897) 100%	JV earning up to 65%
Croteau Est	Mining Claim		2315947	Northern Superior Resources Inc. (81897) 100%	JV earning up to 65%
Croteau Est	Mining Claim		2315948	Northern Superior Resources Inc. (81897) 100%	JV earning up to 65%
Croteau Est	Mining Claim		2315949	Northern Superior Resources Inc. (81897) 100%	JV earning up to 65%
Croteau Est	Mining Claim		2315950	Northern Superior Resources Inc. (81897) 100%	JV earning up to 65%
Croteau Est	Mining Claim		2315951	Northern Superior Resources Inc. (81897) 100%	JV earning up to 65%
Croteau Est	Mining Claim		2315952	Northern Superior Resources Inc. (81897) 100%	JV earning up to 65%
Croteau Est	Mining Claim		2315953	Northern Superior Resources Inc. (81897) 100%	JV earning up to 65%
Croteau Est	Mining Claim		2315954	Northern Superior Resources Inc. (81897) 100%	JV earning up to 65%
Croteau Est	Mining Claim		2315955	Northern Superior Resources Inc. (81897) 100%	JV earning up to 65%
Croteau Est	Mining Claim		2315956	Northern Superior Resources Inc. (81897) 100%	JV earning up to 65%

[illegible]

[illegible]

Project	Tenement Type	Patent, Pin Number	Claim Number	Registered Holder	Percentage Ownership
Croteau Est	Mining Claim		5279985	Northern Superior Resources Inc. (81897) 100%	JV earning up to 65%
Croteau Est	Mining Claim		5279986	Northern Superior Resources Inc. (81897) 100%	JV earning up to 65%
Croteau Est	Mining Claim		5279987	Northern Superior Resources Inc. (81897) 100%	JV earning up to 65%
Croteau Est	Mining Claim		5279988	Northern Superior Resources Inc. (81897) 100%	JV earning up to 65%
Croteau Est	Mining Claim		5279989	Northern Superior Resources Inc. (81897) 100%	JV earning up to 65%
Croteau Est	Mining Claim		5279990	Northern Superior Resources Inc. (81897) 100%	JV earning up to 65%
Croteau Est	Mining Claim		5279991	Northern Superior Resources Inc. (81897) 100%	JV earning up to 65%
Croteau Est	Mining Claim		5279992	Northern Superior Resources Inc. (81897) 100%	JV earning up to 65%
Croteau Est	Mining Claim		5279993	Northern Superior Resources Inc. (81897) 100%	JV earning up to 65%
Croteau Est	Mining Claim		5279994	Northern Superior Resources Inc. (81897) 100%	JV earning up to 65%
Croteau Est	Mining Claim		5279995	Northern Superior Resources Inc. (81897) 100%	JV earning up to 65%
Croteau Est	Mining Claim		5281345	Northern Superior Resources Inc. (81897) 100%	JV earning up to 65%
Croteau Est	Mining Claim		5281351	Northern Superior Resources Inc. (81897) 100%	JV earning up to 65%
Croteau Est	Mining Claim		5281368	Northern Superior Resources Inc. (81897) 100%	JV earning up to 65%
Croteau Est	Mining Claim		5281369	Northern Superior Resources Inc. (81897) 100%	JV earning up to 65%
Croteau Est	Mining Claim		5281370	Northern Superior Resources Inc. (81897) 100%	JV earning up to 65%
Croteau Est	Mining Claim		5281352	Northern Superior Resources Inc. (81897) 100%	JV earning up to 65%
Croteau Est	Mining Claim		5281353	Northern Superior Resources Inc. (81897) 100%	JV earning up to 65%
Croteau Est	Mining Claim		5281357	Northern Superior Resources Inc. (81897) 100%	JV earning up to 65%

Appendix 5B

Mining exploration entity and oil and gas exploration entity quarterly report

Introduced 01/07/96 Origin Appendix 8 Amended 01/07/97, 01/07/98, 30/09/01, 01/06/10, 17/12/10, 01/05/2013

Name of entity

Chalice Gold Mines Limited

ABN

47 116 648 956

Quarter ended ("current quarter")

30 September 2015

Consolidated statement of cash flows

		Current quarter	Year to date
		\$A'000	(3 months) \$A'000
Cash flows related to operating activities			
1.1	Receipts from product sales and related debtors	45	45
1.2	Payments for (a) exploration & evaluation	(2,216)	(2,216)
	(b) development	-	-
	(c) production	-	-
	(d) administration	(362)	(362)
1.3	Dividends received	-	-
1.4	Interest and other items of a similar nature received	32	32
1.5	Interest and other costs of finance paid	-	-
1.6	Income taxes paid	-	-
1.7	Other (provide details if material)	(189)	(189)
	Net Operating Cash Flows	(2,690)	(2,690)
Cash flows related to investing activities			
1.8	Payment for purchases of:		
	(a) prospects	-	-
	(b) equity investments	-	-
	(c) other fixed assets	(21)	(21)
1.9	Proceeds from sale of:		
	(a) prospects	-	-
	(b) equity investments	-	-
	(c) other fixed assets	-	-
1.10	Loans to other entities	-	-
1.11	Loans repaid by other entities	-	-
1.12	Other (provide details if material)	-	-
	Net investing cash flows	(21)	(21)
1.13	Total operating and investing cash flows (carried forward)	(2,711)	(2,711)

+ See chapter 19 for defined terms.

Appendix 5B

Mining exploration entity and oil and gas exploration entity quarterly report

1.13	Total operating and investing cash flows (brought forward)	(2,711)	(2,711)
	Cash flows related to financing activities		
1.14	Proceeds from issues of shares, options, etc.	-	-
1.15	Proceeds from sale of forfeited shares	-	-
1.16	Proceeds from borrowings	-	-
1.17	Repayment of borrowings	-	-
1.18	Dividends paid	-	-
1.19	Other (provide details if material)	-	-
	Net financing cash flows	-	-
	Net increase (decrease) in cash held	(2,711)	(2,711)
1.20	Cash at beginning of quarter/year to date	39,865	39,865
1.21	Exchange rate adjustments to item 1.20	3,411	3,411
1.22	Cash at end of quarter	40,565	40,565

Payments to directors of the entity, associates of the directors, related entities of the entity and associates of the related entities

		Current quarter \$A'ooo
1.23	Aggregate amount of payments to the parties included in item 1.2	149
1.24	Aggregate amount of loans to the parties included in item 1.10	-

1.25 Explanation necessary for an understanding of the transactions

Item 1.7 - represents costs associated with business development activities.
Item 1.23 - Amounts paid to related parties includes remuneration, directors' fees and consulting fees paid to directors.

Non-cash financing and investing activities

2.1 Details of financing and investing transactions which have had a material effect on consolidated assets and liabilities but did not involve cash flows

Nil

2.2 Details of outlays made by other entities to establish or increase their share in projects in which the reporting entity has an interest

Nil

+ See chapter 19 for defined terms.

Financing facilities available

Add notes as necessary for an understanding of the position.

	Amount available \$A'ooo	Amount used \$A'ooo
3.1 Loan facilities	Nil	Nil
3.2 Credit standby arrangements	Nil	Nil

Estimated cash outflows for next quarter

	\$A'ooo
4.1 Exploration and evaluation	1,470
4.2 Development	-
4.3 Production	-
4.4 Administration	370
Total	1,840

Reconciliation of cash

Reconciliation of cash at the end of the quarter (as shown in the consolidated statement of cash flows) to the related items in the accounts is as follows.

	Current quarter \$A'ooo	Previous quarter \$A'ooo
5.1 Cash on hand and at bank	12,898	18,651
5.2 Deposits at call	27,667	21,214
5.3 Bank overdraft	-	-
5.4 Other (provide details)	-	-
Total: cash at end of quarter (item 1.22)	40,565	39,865

+ See chapter 19 for defined terms.

Changes in interests in mining tenements and petroleum tenements

		Tenement reference and location	Nature of interest (note (2))	Interest at beginning of quarter	Interest at end of quarter
6.1	Interests in mining tenements and petroleum tenements relinquished, reduced or lapsed	Canada: <i>Rainy River Project</i> Patents: 56046-0077 56046-0079 56046-0086 56046-0076 56046-0031 56046-0034 56046-0038 56046-0044	Earning in, option agreement Earning in, option agreement Earning in, option agreement Earning in, option agreement Earning in, option agreement Earning in, option agreement Earning in, option agreement Earning in, option agreement	0% 0% 0% 0% 0% 0% 0% 0%	0% 0% 0% 0% 0% 0% 0% 0%
6.2	Interests in mining tenements and petroleum tenements acquired or increased	Nil			

Issued and quoted securities at end of current quarter

Description includes rate of interest and any redemption or conversion rights together with prices and dates.

		Total number	Number quoted	Issue price per security (see note 3) (cents)	Amount paid up per security (see note 3) (cents)
7.1	Preference securities (description)	Nil	Nil	N/A	N/A
7.2	Changes during quarter (a) Increases through issues (b) Decreases through returns of capital, buy-backs, redemptions	N/A	N/A	N/A	N/A
7.3	*Ordinary securities	282,710,802	282,710,802	N/A	N/A

+ See chapter 19 for defined terms.

Appendix 5B

Mining exploration entity and oil and gas exploration entity quarterly report

7.4	Changes during quarter (a) Increases through issues (b) Decreases through returns of capital, buy-backs	Nil Nil	Nil Nil	N/A N/A	N/A N/A
7.5	*Convertible debt securities (description)	Nil	N/A	N/A	N/A
7.6	Changes during quarter (a) Increases through issues (b) Decreases through securities matured, converted	Nil Nil	Nil Nil	N/A N/A	N/A N/A
7.7	Options (unlisted)	1,050,000 500,000	Nil Nil	Exercise price \$0.30 \$0.25	Expiry date 30 June 2016 31 October 2017
	Performance Rights	3,147,457 3,783,673	Nil Nil	N/A N/A	30 June 2018 30 June 2019
7.8	Issued during quarter Options Performance Rights	Nil Nil	Nil Nil	N/A N/A	N/A N/A
7.9	Exercised during quarter Options Performance Rights	Nil Nil	Nil Nil	N/A N/A	N/A N/A
7.10	Expired during quarter Options Performance Rights	Nil (383,250)	Nil Nil	N/A N/A	N/A 30 June 2018
7.11	Debentures (totals only)	Nil	Nil		
7.12	Unsecured notes (totals only)	Nil	Nil		

Compliance statement

+ See chapter 19 for defined terms.

Appendix 5B

Mining exploration entity and oil and gas exploration entity quarterly report

- 1 This statement has been prepared under accounting policies which comply with accounting standards as defined in the Corporations Act or other standards acceptable to ASX (see note 5).
- 2 This statement does give a true and fair view of the matters disclosed.

Sign here:



Date: 30 October 2015

(Company secretary)

Print name:

Leanne Stevens

Notes

- 1 The quarterly report provides a basis for informing the market how the entity's activities have been financed for the past quarter and the effect on its cash position. An entity wanting to disclose additional information is encouraged to do so, in a note or notes attached to this report.
- 2 The "Nature of interest" (items 6.1 and 6.2) includes options in respect of interests in mining tenements and petroleum tenements acquired, exercised or lapsed during the reporting period. If the entity is involved in a joint venture agreement and there are conditions precedent which will change its percentage interest in a mining tenement or petroleum tenement, it should disclose the change of percentage interest and conditions precedent in the list required for items 6.1 and 6.2.
- 3 **Issued and quoted securities** The issue price and amount paid up is not required in items 7.1 and 7.3 for fully paid securities.
- 4 The definitions in, and provisions of, *AASB 6: Exploration for and Evaluation of Mineral Resources* and *AASB 107: Statement of Cash Flows* apply to this report.
- 5 **Accounting Standards** ASX will accept, for example, the use of International Financial Reporting Standards for foreign entities. If the standards used do not address a topic, the Australian standard on that topic (if any) must be complied with.

== == == == ==

+ See chapter 19 for defined terms.