

15 October 2013

The Manager
Company Announcements Office
Australian Securities Exchange

Dear Sir,

BC Iron Limited (ASX:BCI)

Following is a presentation on BC Iron Limited that will be delivered at the Macquarie WA Forum to be held in Perth on 15 to 17 October 2013.

Yours faithfully



ANTHEA BIRD
COMPANY SECRETARY



BC IRON
LIMITED

Macquarie WA Forum

Morgan Ball – Managing Director



ASX:BCI
15 Oct '13

ATTRACTIVE INVESTMENT PROPOSITION



- ✓ **Scale & liquidity:** ASX 300 member, liquidity significantly enhanced post Dec 12
- ✓ **TSR focus:** Outperformed peers on TSR basis during FY13
- ✓ **Capital Management:** Robust balance sheet, conservative gearing, sustainable franked dividends
- ✓ **At target production:** 6Mtpa (BCI share - 4.5Mtpa) for FY14
- ✓ **No development risk:** Current market value underpinned by existing production and Reserves
- ✓ **Low cost:** Life of mine FOB C1 cash costs of A\$46-50/wmt (lower in near-term due to prepayment)
- ✓ **Quality product:** '*Bonnie Fines*' a highly sought-after DSO sinter feed and attractively priced relative to Fe grade



CORPORATE OVERVIEW



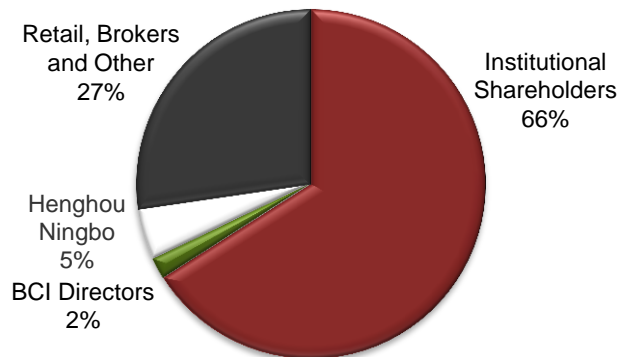
Capital Structure

Ordinary Shares	123.6m
Share Price (at 14-Oct-13)	\$4.64
Market Capitalisation	\$574m
Cash (at 30-Jun-13)	\$139m
Debt (at 30-Jun-13)	\$106m
Enterprise Value	\$541m
Options / Performance Rights	1.4m

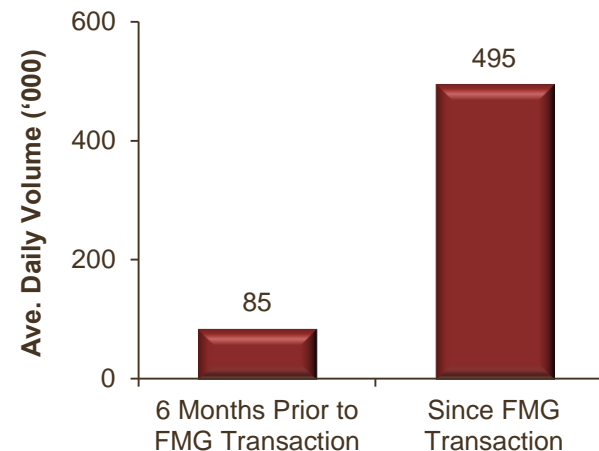
Share Price and Volume



Shareholder Breakdown



Enhanced Liquidity

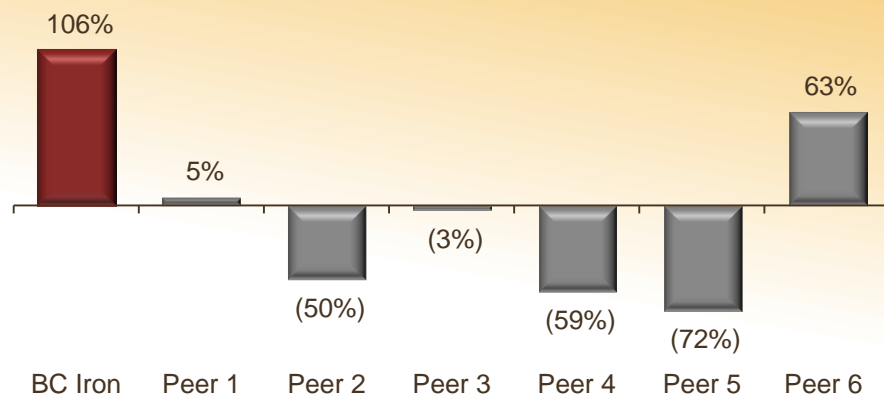


Research Coverage

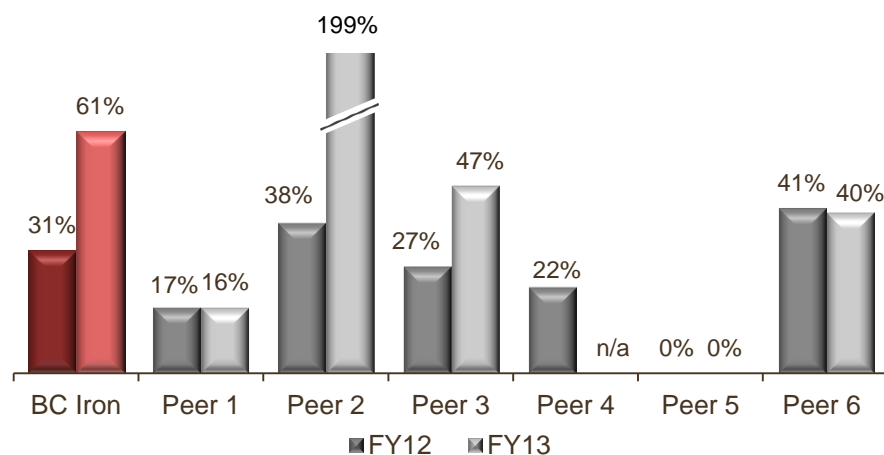


PEER COMPARISON

Total Shareholder Return – 1 Jul 12 to Current



Dividend Payout Ratio



Note: Based on underlying NPAT if reported. Dividends converted into reporting currency at ex-dividend date if applicable.

Why has BC Iron outperformed its peers?

- Quality project with low capital intensity
 - ❖ *Low risk*
- Continued strong operational performance
 - ❖ *Repeated delivery against guidance*
- Strong management and appropriate capital structure
- Completion of FMG transaction
 - ❖ *NPV per share, CFPS and EPS accretive*
 - ❖ *80% increase in equity production to 4.5Mtpa*
- Increased institutional ownership and liquidity
- Attractive payout ratio of fully franked dividends

NULLAGINE JOINT VENTURE (NJV)

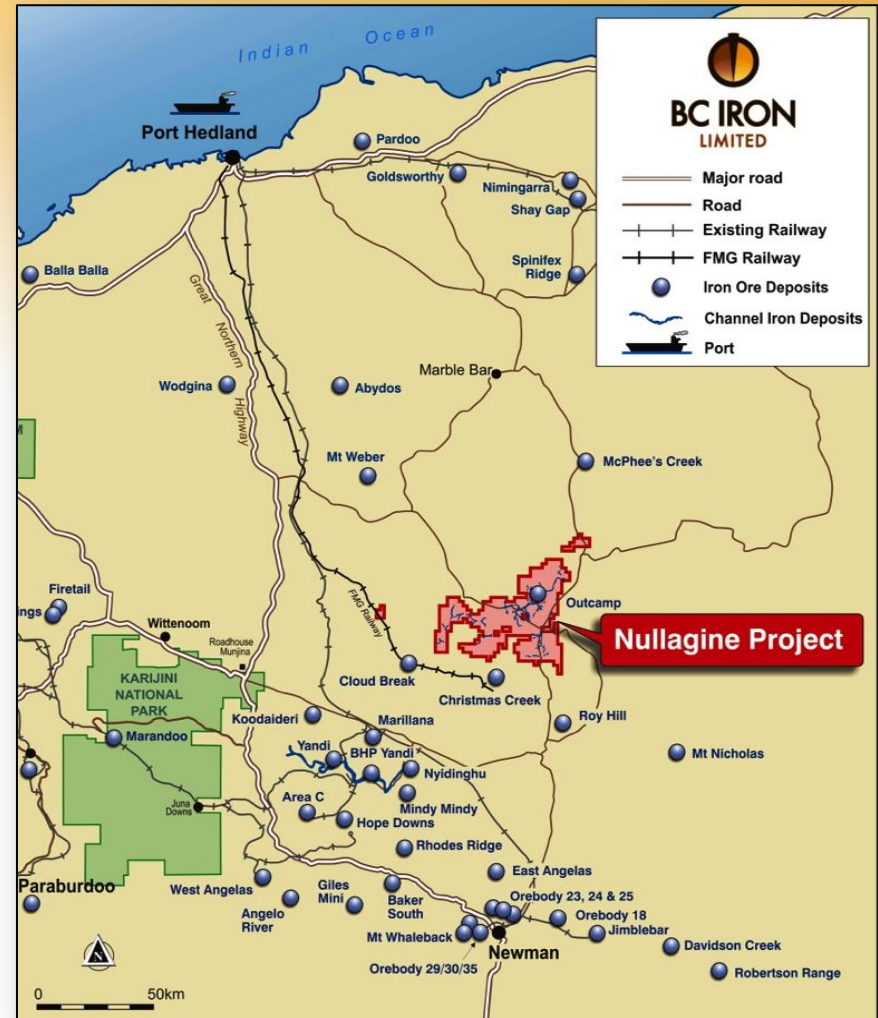


A producing DSO project with access to world-class infrastructure.

- Unincorporated joint venture – 75% BC Iron, 25% FMG
 - ❖ *BC Iron is the Operator and Manager of the NJV*
 - ❖ *FMG provides rail & port services (through its wholly-owned infrastructure subsidiary – TPI) and marketing services*
- Located ~55km north of FMG’s Chichester Hub operations
- NJV production has increased to 6Mtpa following the FMG transaction in December 2012
- Quality product – “Bonnie Fines” well established in Chinese market

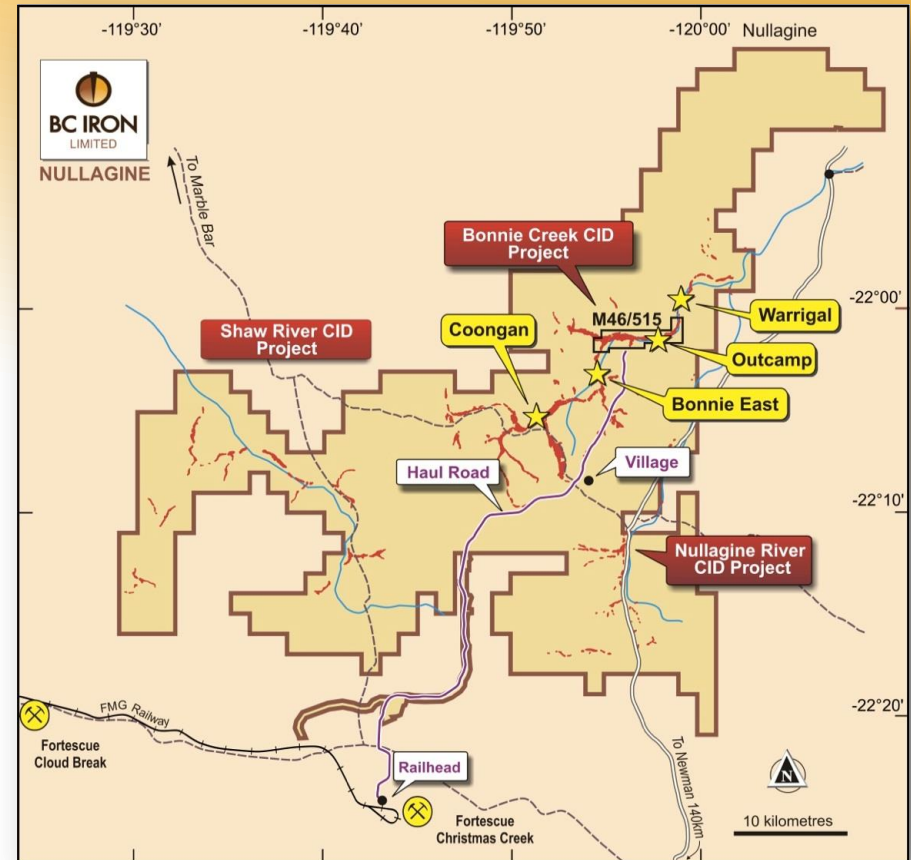
As at 30 June 2013

	Mt	Fe%	CaFe%	Al ₂ O ₃ %	SiO ₂ %	P%	S%	LOI
Total Reserves	37.2	57.1	64.9	1.9	3.0	0.015	0.012	12.0
Total DSO Resource	48.8	57.1	64.7	2.1	3.1	0.016	0.012	11.8
Total CID Resource	117.7	53.4	60.7	4.0	5.2	0.020	0.015	12.1

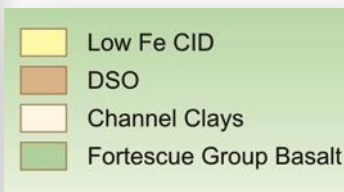
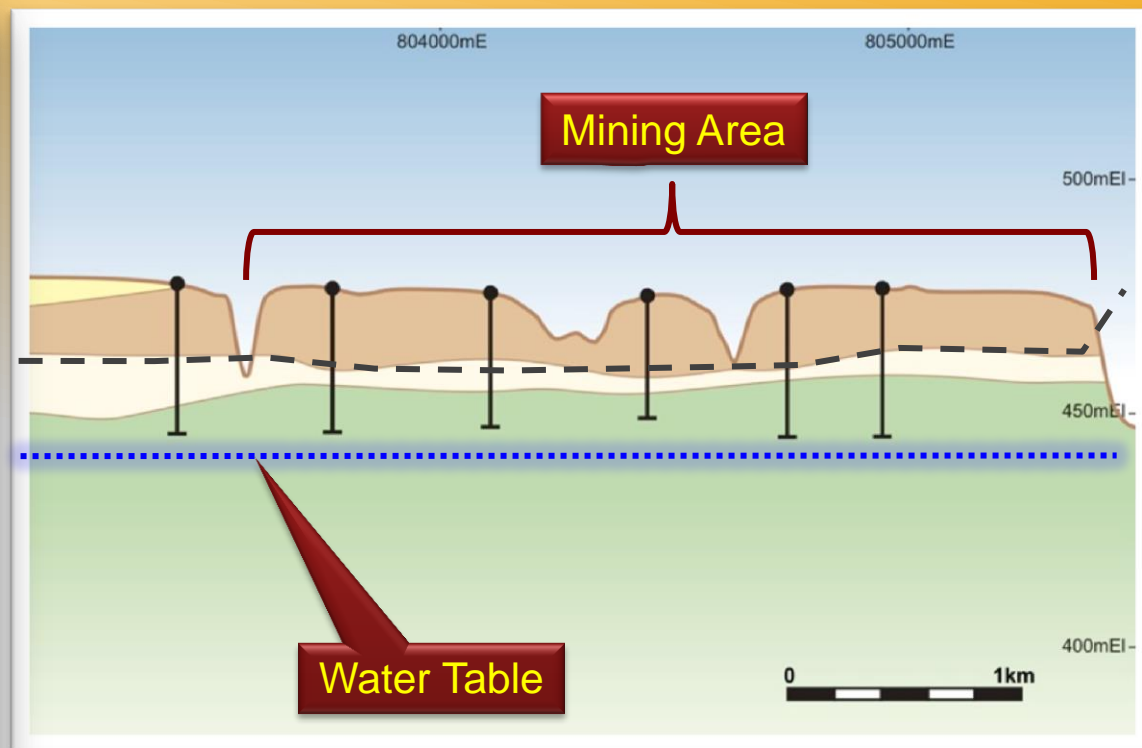


A fully contracted operation with low capital intensity.


- Contract mining by WATPAC, utilising Wirtgen and Vermeer surface miners
- Mine plan comprises four major deposits
- Currently mining Outcamp and Warrigal
- Bonnie East contributes from FY16 and Coongan from FY19
- Mineralisation from surface and above the water table through Life Of Mine
- LOM strip ratio of 1:1 (maximum strip ratio of 1.6:1 in FY16)
- Current mine life of ~7 years
 - ❖ *History of Reserve replacement*
 - ❖ *Assessing extensions to LOM*



MINING – OVERVIEW



- **Shallow “pits” using surface mining**
- **Above water table** - lower environmental impact, no wet ore.



Wirtgen & Vermeer Surface Miners

- Rotating drum cutters – no drill & blast
 - ❖ *Environmental benefits, reduced run off*
- Provides primary crushing
- Surface mining results in reduced equipment wear
- 5 units on site – spare capacity



Crushing / Screening (WATPAC)



- Main plant upgrade now complete
- Additional smaller, mobile unit installed during Feb 2013
- Nameplate rates ~6.5Mtpa
 - ❖ *Sprint capacity*
- Building stockpile 'safety net'

Road Haulage (Toll & Roadtrim)



- Ore trucked via private sealed road to dedicated stockyard at Christmas Creek railhead
- Toll – 8 PowerTrans units (360t)
- Roadtrim – 4 Kenworth prime movers with Howard and Porter trailers (140-175t)
- Nameplate rates ~6.5Mtpa

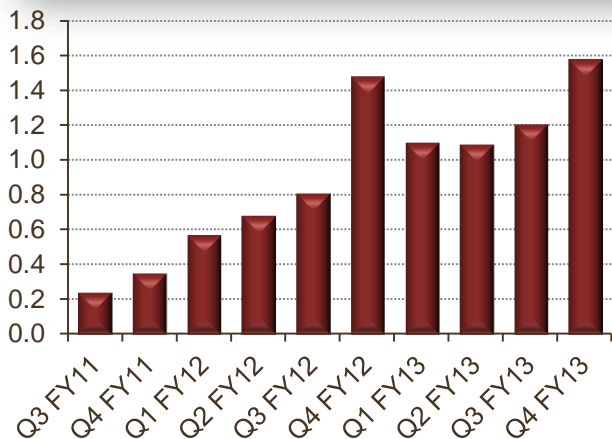
Rail and Port Services (FMG/TPI)



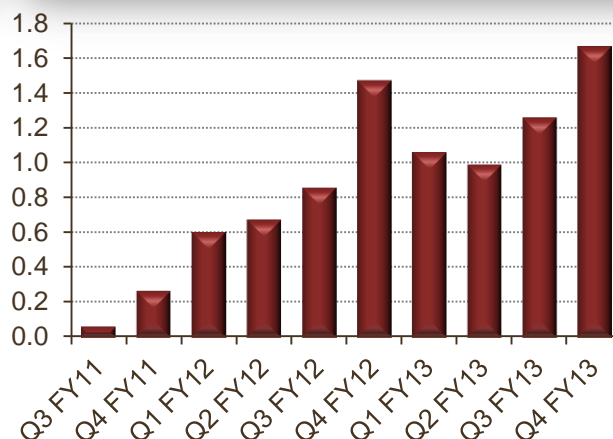
- World class rail and port
- Access to Capesize vessels up to 250,000wmt
- Dedicated NJV stockyards at railhead and port
- NJV capacity of 6Mtpa
- 3.5Mt (BCI share) of charges prepaid (commenced Jan 13)

NJV OPERATIONAL PERFORMANCE

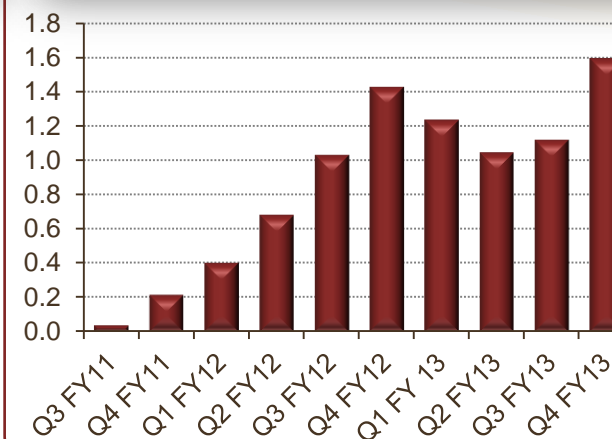
Ore Mined (wmt)



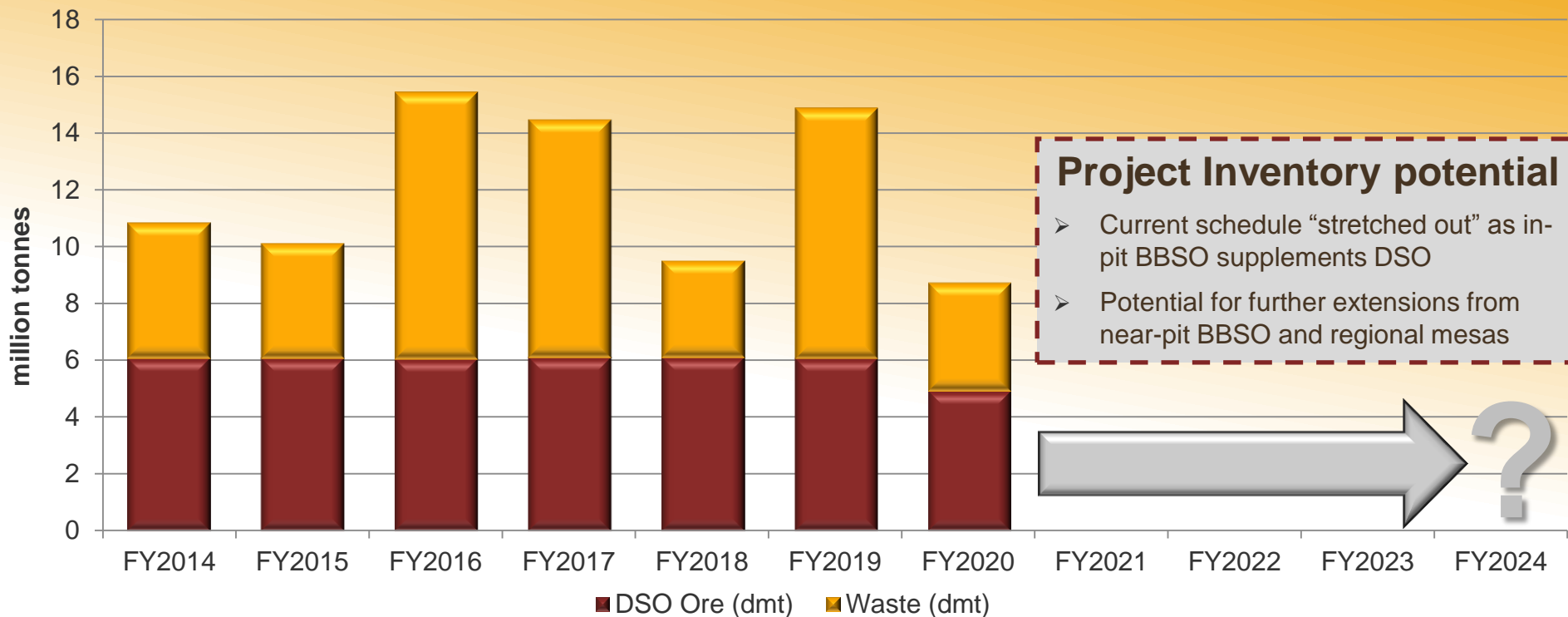
Ore Processed (wmt)



Ore Shipped (wmt)



PRODUCTION RATES

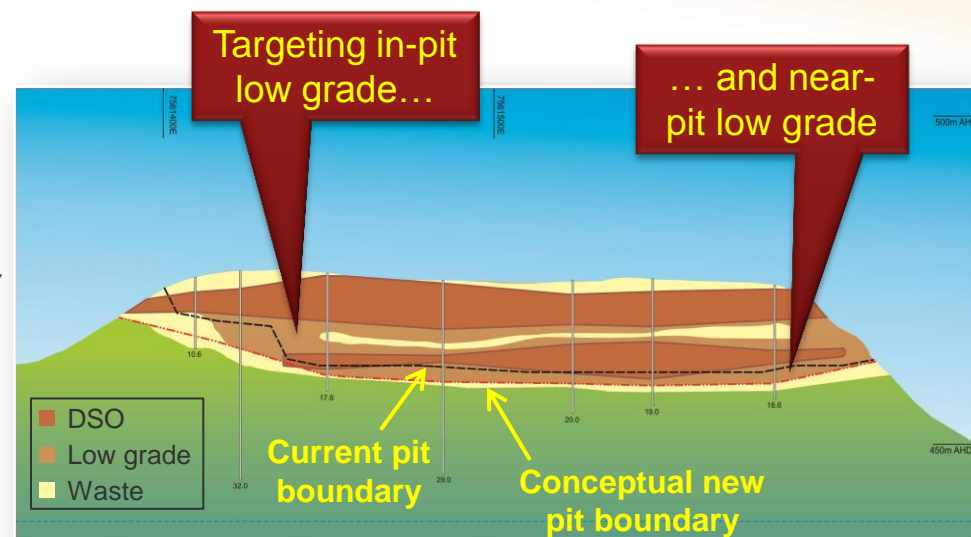
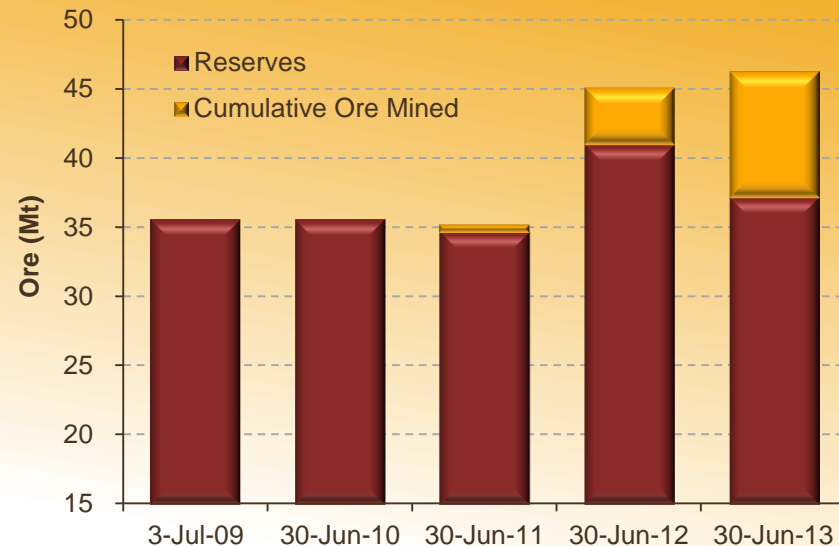


Forecast production FY14 to FY20

- Based on current mining plan for LOM
- LOM strip ratio of 1:1 (waste:ore) – maximum strip ratio of 1.6:1 in FY16
- Project Inventory – initial results promising; beneficiation trial underway
 - ❖ *Potential to extend mine life by 2-5 years*

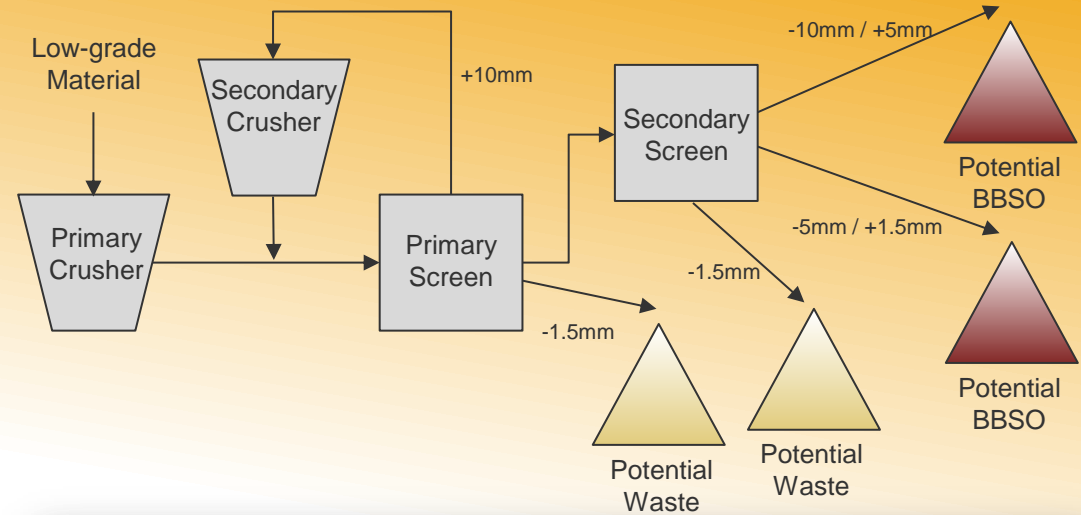
RESERVE REPLACEMENT & PROJECT INVENTORY

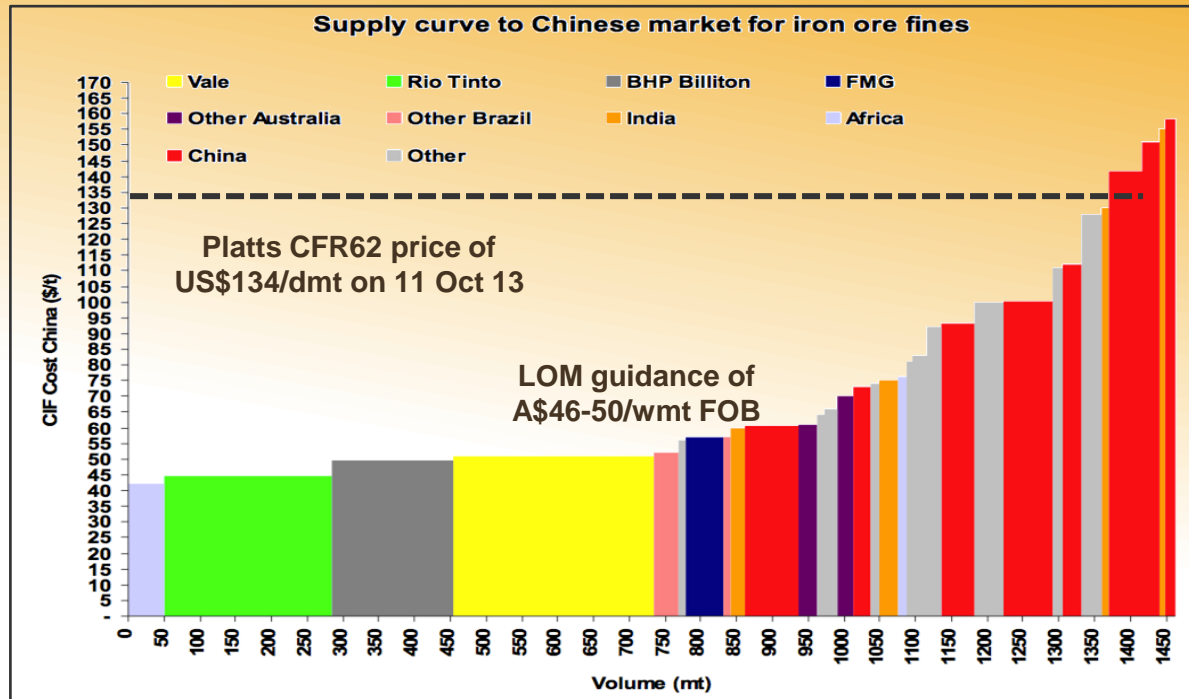
- History of reserve replacement
 - ❖ *Bonnie East added to Reserves in FY12*
 - ❖ *Grade control drilling delivered increased tonnages for all 5 pits remodeled to date*
- Project Inventory is assessing potential for further increases in Reserves and mine life
- Current focus on beneficiation of low grade ore (50-55% Fe) to produce a Beneficiate Before Shipping Ore (BBSO) product for blending with Bonnie Fines
- Potential to increase Reserves and mine life from:
 - ❖ *Low-grade within existing pit designs*
 - ❖ *Low-grade just outside pit boundaries*
 - ❖ *DSO and low-grade at regional mesas, previously assessed as being unviable for DSO only*
- Test work indicated CID material at ~50% Fe can be upgraded to Bonnie Fines spec with ~60% yield
- Beneficiation trial currently underway



BENEFICIATION TRIAL

- Beneficiation trial now underway
- Simple crush and screen process
- Treating material from existing low-grade stockpile as well as newly mined low-grade
- Targeting specs similar to Bonnie Fines
- Product will be transported to Port Hedland as a discrete parcel, then blended with Bonnie Fines for sale
- Trial to be completed by end of CY14
- Sale of blended product in early CY15
- Subject to results, subsequent work will focus on updating Reserves and mine plan





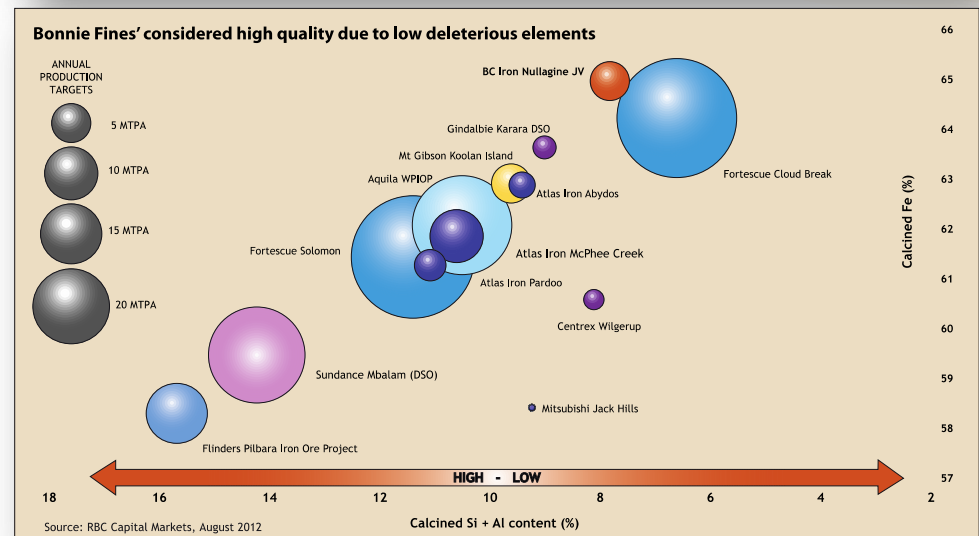
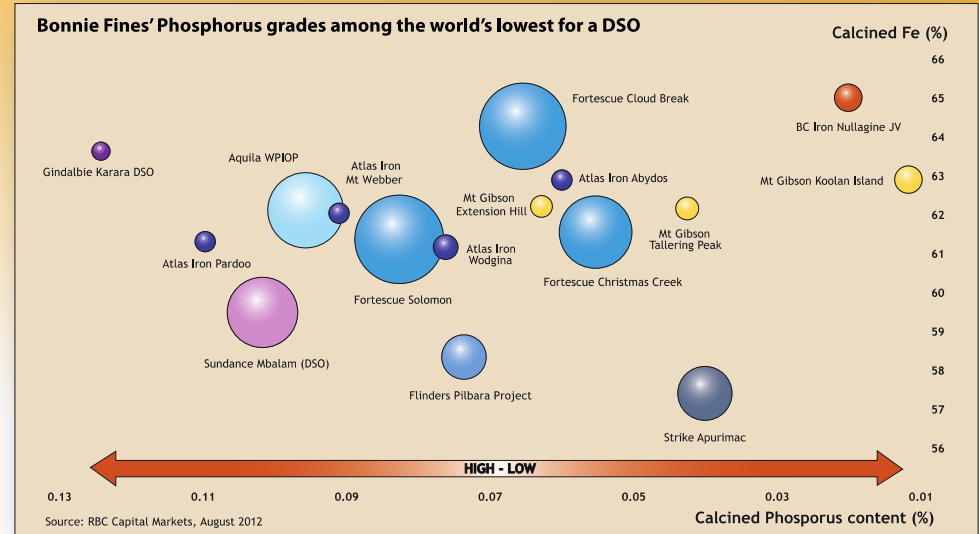
- FY14 JV production guidance 5.8-6.2Mt (BC Iron equity share 4.4-4.6Mt)
- Underlying FOB C1 cash operating costs of A\$46-50/wmt over life-of-mine (varies with waste/ore ratio)
 - ❖ C1 costs exclude royalties, marketing, head office costs and loan interest payments
- Forecast FY14 capex (sustaining and exploration) of ~A\$20m
 - ❖ Exploration drilling, grade control drilling, haul roads and improvements

BONNIE FINES OVERVIEW



Bonnies Fines well accepted - consistent demand.

- “Bonnie Fines” pisolite sinter blend improves sintering productivity at the steel mill
- High calcined Fe driven by high Loss On Ignition (LOI)
- Low impurities, low ultra-fines and low moisture
- Low Al and Si a particular advantage in China now, given high gangue ores being sourced from major as well as non-traditional suppliers (e.g. Iran, Indonesia)
- Substitute for BHP Yandi, HIY (Rio Yandi), FMG Special Fines and FMG Super Special Fines
- Can be used at 20-30% level in sinter blends
- FMG provides marketing services to NJV
 - ❖ *Broad customer base*



BONNIE FINES MARKETING & PRICING

BCI Attributable Tonnes



~3.2Mtpa til 2018
~4.5Mtpa thereafter



Uncommitted ore

Sold at prices aligned with Platts CFR62 price (after Fe adjustment) under current market conditions

~1.3Mtpa til 2018
Nil thereafter

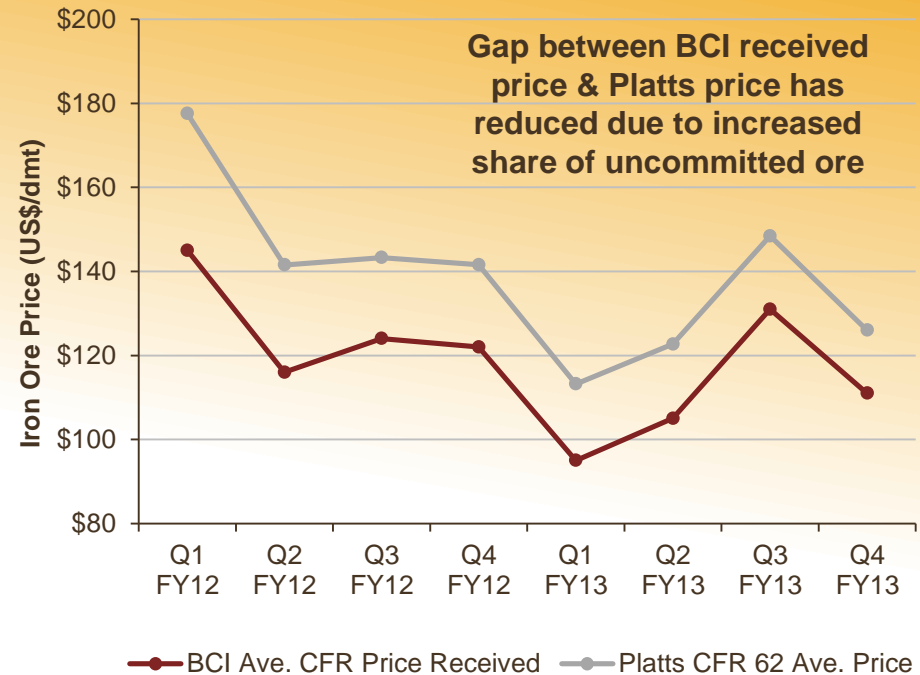


Henghou commitment

Sold at discount to Platts CFR62 price (after Fe adjustment)

- Henghou is a strong supporter of NJV – has also purchased a number of uncommitted shipments
- FMG transaction increased BC Iron's share of attractively priced uncommitted ore
 - ❖ *Henghou commitment remained ~1.3mtpa, but equity production increased to 4.5mtpa*

BCI CFR Received Price vs. Platts CFR62 Price



- Price participation arrangement with FMG
 - ❖ *BCI pays 50% of the difference between Platts CFR62 price and US\$120/dmt, multiplied by 158,300 dmt, each month*
 - ❖ *Payable between Apr 13 to Sep 14*

BUSINESS DEVELOPMENT



Goals

- ✓ Retain and enhance ability to pay dividends
- ✓ Generate value for shareholders (risk adjusted) via organic and inorganic opportunities

Three Priorities

- Priority 1 – extend life of NJV (Project Inventory)
 - Priority 2 – rest of Pilbara region
 - Priority 3 – other iron ore jurisdictions



Brazilian Exploration Projects

- BC Iron / Cleveland alliance staged earn-in to 3 exploration projects
- No upfront payments and appropriate staged expenditure provides optionality and upside



APPENDICES



BC IRON
LIMITED

APPENDICES

FY13 PERFORMANCE



Full Year ended 30 June 2013	2013	2012	Variance	Variance
NJV (100%)				
Tonnes Shipped (millions – wmt)	5.00	3.55	1.45	41%
Tonnes Shipped - BC Iron share (millions – wmt)	3.15	1.77	1.38	78%
Average CFR price realised (\$US/dmt)	\$112	\$124	(\$12)	(10%)
C1 Operating Cash Cost (\$/wmt)	\$38	\$55	(\$17)	(40%)
BC IRON (\$M)				
Revenue	325.3	204.5	120.8	59%
EBITDA	115.3	70.6	44.7	63%
Net Profit after Tax	48.8	50.6	(1.8)	(4%)
Net Underlying Profit after Tax	71.4	50.6	20.8	41%
Operating cash flow - after prepayment	87.2	89.9	(2.7)	(3%)
Cash balance	138.5	92.8	45.7	49%
Dividend per share - interim + final (cps)	35.0	15.0	20.0	133%
Earnings per share* (cps)	57.9	48.7		
Return on Shareholders Funds*	32.9%	38.4%		
Dividend payout ratio*	60%	31%		

Note: * - calculated on net underlying profit after tax

Board of Directors



Tony Kiernan, Non-exec Chairman – formerly a solicitor with extensive experience in management and operation of Australian public companies. Chairman of Venturex Ltd and NED of Chalice Gold Ltd, Uranium Equities Ltd and South Boulder Mines Limited.



Terry Ransted, Non-exec Director – a geologist with Alkane Resources managing exploration and development programs. Experience in iron ore at Hamersley and Yandicoogina pisolite deposit.



Morgan Ball, MD and CEO – Former Finance Director of BC Iron. A Chartered Accountant with over 20 years of Australian and international experience in the resources, logistics and finance industries. He has held various senior finance and commercial roles in both public and private companies.



Andy Haslam, Non-exec Director – a mining engineer with 27 years operational and management experience. Currently General Manager – Iron Ore Operations of Mineral Resources Ltd. Prior to this he was Managing Director of ASX listed Territory Resources, a 2.0Mtpa producer of DSO in the Northern Territory.



Mike Young, Non-exec Director – Founding MD of BC Iron, a geologist with extensive experience in resource definition and feasibility studies. Chairman of Cassini Resources Ltd and Energy and Minerals Australia Ltd and Co-Patron of St Bartholomew's Foundation.



Malcolm McComas, Non-exec Director - experienced company director and investment banker. Mr McComas is a NED of Consolidated Minerals, Fitzroy River Corp, Saunders International and Pharmaxis.

ORE RESERVES & MINERAL RESOURCES - 30 JUN '13



Ore Reserves NJV (BC Iron 75%, FMG 25%)

Classification	Mt	Fe%	CaFe%	Al ₂ O ₃ %	SiO ₂ %	P%	S%	LOI
Proved	18.9	57.3	65.0	1.8	3.0	0.015	0.012	11.8
Probable	18.3	56.9	64.8	2.0	3.0	0.014	0.011	12.2
Total	37.2	57.1	64.9	1.9	3.0	0.015	0.012	12.0

DSO Mineral Resource Estimate NJV (BC Iron 75%, FMG 25%)

Classification	Mt	Fe%	CaFe%	Al ₂ O ₃ %	SiO ₂ %	P%	S%	LOI
Measured	21.8	57.2	64.8	2.0	3.1	0.016	0.012	11.8
Indicated	20.2	57.0	64.9	2.0	2.9	0.014	0.011	12.1
Inferred	6.8	57.0	64.1	2.6	3.9	0.023	0.014	11.1
Total DSO	48.8	57.1	64.7	2.1	3.1	0.016	0.012	11.8

CID Mineral Resource Estimate NJV (BC Iron 75%, FMG 25%)

Classification	Mt	Fe%	CaFe%	Al ₂ O ₃ %	SiO ₂ %	P%	S%	LOI
Measured	31.1	54.7	62.4	2.8	4.1	0.017	0.013	12.4
Indicated	40.0	53.8	61.6	3.3	4.5	0.017	0.012	12.8
Inferred	46.6	52.1	58.8	5.4	6.6	0.024	0.018	11.3
Total CID	117.7	53.4	60.7	4.0	5.2	0.020	0.015	12.1

COMPETENT PERSONS STATEMENTS



JORC Competent Persons Statement

The information that relates to the Mineral Resource Estimate at Outcamp, Coongan, and Warrigal has been compiled by Mr Mike Young who is a Member of the Australian Institute of Geoscientists a former employee (and current NED) of BC Iron, and Mr Rob Williams who is a Member of the Australasian Institute of Mining and Metallurgy and an employee of BC Iron. The resources were first reported on the ASX on 2 April 2009. Both Mr Young and Mr Williams have sufficient experience that is relevant to the style of mineralisation and type of deposit under consideration and to the activity that they are undertaking to qualify as a Competent Persons as defined in the 2004 Edition of the 'Australasian Code for Reporting of Exploration Results, Mineral Resources and Ore Reserves'. Mr Young and Mr Williams consent to the inclusion in their names in the matters based on their information in the form and context in which it appears.

Ore Reserves are a subset of DSO Resources and DSO Resources are a subset of the CID Resource. The full Mineral Resource Estimate and Ore Reserves statement can be found at <http://www.bcion.com.au>

The information that relates to the Mineral Resource Estimate at Warrigal North (a subset of Warrigal) has been compiled by Mr Paul Hogan who is a Member of the Australasian Institute of Mining and Metallurgy and an employee of BC Iron. This is a maiden resource estimate for Warrigal North. Mr Hogan has sufficient experience that is relevant to the style of mineralisation and type of deposit under consideration and to the activity that he is undertaking to qualify as a Competent Person as defined in the 2004 Edition of the 'Australasian Code for Reporting of Exploration Results, Mineral Resources and Ore Reserves'. Mr Hogan consents to the inclusion of his name in the matters based on the information in the form and context in which it appears.

The information that relates to the Mineral Resource Estimate at Bonnie East, Dandy and Shaw River has been compiled by Mr Mike Young who is a Member of the Australian Institute of Geoscientists a former employee (and current NED) of BC Iron. The Bonnie East resources were first reported on the ASX on 2 April 2009, the Shaw River resources were first reported on the ASX on 30 July 2010 and the Dandy resources were first reported on the ASX on 20 September 2011. Mr Young has sufficient experience that is relevant to the style of mineralisation and type of deposit under consideration and to the activity that he is undertaking to qualify as a Competent Person as defined in the 2004 Edition of the 'Australasian Code for Reporting of Exploration Results, Mineral Resources and Ore Reserves'. Mr Young consents to the inclusion of his name in the matters based on their information in the form and context in which it appears.

Mining schedules may differ from Ore Reserves due to the inclusion of Inferred Resources and low grade for scheduling purposes.

The information that relates to the Ore Reserve has been compiled by Mr Joel van Anen who is a former employee of the Company and a Member of the Australasian Institute of Mining and Metallurgy, and Mr Blair Duncan who is an employee of the Company and a Member of the Australasian Institute of Mining and Metallurgy. Mr Duncan has sufficient experience that is relevant to the style of mineralisation and type of deposit under consideration and to the activity that he is undertaking to qualify as a Competent Person as defined in the 2004 Edition of the 'Australasian Code for Reporting of Exploration Results, Mineral Resources and Ore Reserves'. Mr van Anen and Mr Duncan consent to the inclusion in their names in the matters based on their information in the form and context in which it appears.

IMPORTANT NOTICE



This document has been prepared by BC Iron Limited (“BC Iron” or “Company”) to provide an update of BC Iron to investors and potential new shareholders.

Past performance

Past performance information given in this document is given for illustrative purposes only and should not be relied upon as (and is not) an indication of future performance.

Forward-looking statements

This document contains “forward-looking” statements or projections based on current expectations. Forward looking words such as, “expect”, “anticipate”, “should”, “could”, “may”, “predict”, “plan”, “will”, “believe”, “forecast”, “estimate”, “target” and other similar expressions are intended to identify forward-looking statements within the meaning of securities laws of applicable jurisdictions. Indications of, and guidance on, future earnings and financial position and performance are also forward-looking statements.

Forward-looking statements include, among other things, statements regarding targets, estimates and assumptions in respect of iron production and prices, operating costs and results, capital expenditures, mineral reserves and mineral resources and anticipated grades and recovery rates. Forward-looking statements, opinions and estimates provided in this document are based on estimates and assumptions related to future business, economic, market, political, social and other conditions that, while considered reasonable by BC Iron, are inherently subject to significant uncertainties and contingencies. Many known and unknown factors could cause actual events or results to differ materially from estimated or anticipated events or results reflected in such forward-looking statements. Such factors include, but are not limited to: operating and development risks, counterparty risks, iron ore price risk and a number of other risks and also include unanticipated and unusual events, many of which are beyond BC Iron’s ability to control or predict. See the “Key Risks” section of this document for further details on the risks associated with an investment in BC Iron.

The forward-looking statements only speak as at the date of this document and, other than as required by law and the ASX Listing Rules, BC Iron disclaims any duty to update forward looking statements to reflect new developments.

Not financial product advice

This document is for information purposes only and is not financial product or investment advice nor a recommendation to acquire BC Iron shares. It has been prepared without taking into account the objectives, financial situation or needs of individuals. Before making an investment decision, prospective investors should consider the appropriateness of the information having regard to their own objectives, financial situation and needs and seek legal and taxation advice appropriate to their jurisdiction. BC Iron is not licensed to provide financial product advice in respect of BC Iron shares. Cooling off rights do not apply to the acquisition of BC Iron shares.



ASX:BCI

Level 1, 15 Rheola Street
West Perth, WA, Australia
Phone : +61 8 6311 3400
email : info@bciron.com.au
www.bciron.com.au