

20 May 2014

The Manager  
Company Announcements Office  
Australian Securities Exchange

Dear Sir,

**BC Iron Limited (ASX:BCI)**

Following is a presentation on BC Iron Limited which will be given by Managing Director Morgan Ball at a breakfast hosted by Morgans Financial Limited in Perth on 21 May 2014.

Yours faithfully



ANTHEA BIRD  
COMPANY SECRETARY




## Morgans Breakfast Presentation

Morgan Ball – Managing Director



ASX:BCI  
21 May '14



Optimising the NJV | Paying dividends | Considering growth



# ATTRACTIVE INVESTMENT PROPOSITION



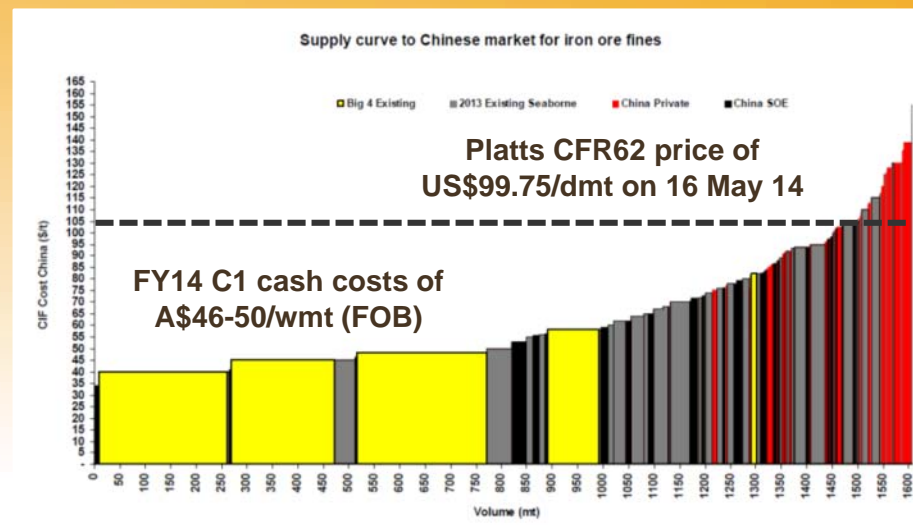
- ✓ **Scale & liquidity:** Market cap and liquidity significantly enhanced post Dec-12. Now an ASX200 member
- ✓ **TSR focus:** Outperformed peers on TSR basis since Jul-12
- ✓ **Capital management:** Robust balance sheet, conservative gearing, ongoing dividends
- ✓ **At target production:** 6Mtpa (BCI share 4.5Mtpa) for FY14
- ✓ **No significant development risk:** Current market value underpinned by existing production and Reserves
- ✓ **Low cost:** FY14 C1 cash costs at upper end of A\$46-50/wmt range. Continued focus on cost management
- ✓ **Quality product:** '*Bonnie Fines*' a highly sought-after DSO sinter feed and attractively priced relative to Fe grade
- ✓ **Strong partnerships:** End-to-end infrastructure and marketing solution with supportive JV partner, Fortescue



# MARCH 2014 QUARTER REVIEW



- NJV sales of 1.22Mt
  - ❖ Exceeded wet season guidance of 1.13Mt
- Mining (0.95Mt, NJV basis) and crushing (1.05Mt, NJV basis) impacted by very wet January and flow-on effects
- Inventory management supported guidance
- Project inventory continues to progress
  - ❖ Completion of low grade beneficiation trial
  - ❖ 30,000t of beneficiated product blended with Bonnie Fines and sold (at Bonnie Fines spec)
  - ❖ Detailed trial evaluation underway
- Alliance with Cleveland commenced drilling in Brazil
- Cash as at 31-Mar-14 of \$149M.
  - ❖ Dividend payment of \$21M
  - ❖ Debt \$65M – Net Cash \$84M



Source: Macquarie

## FY14 guidance:

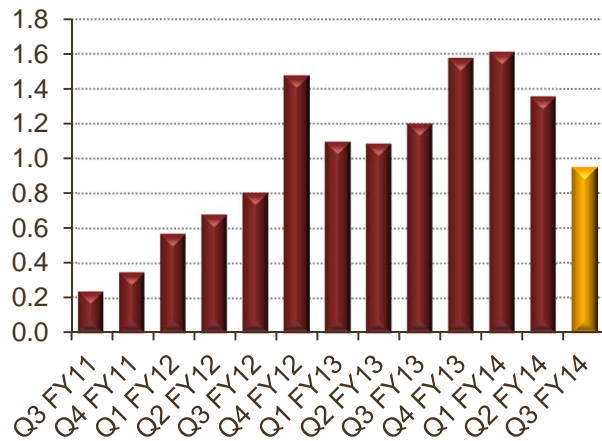
- NJV sales guidance of 5.8-6.2Mt maintained
  - ❖ BCI share 4.4-4.6Mt
- NJV C1 cash costs at upper end of A\$46-50/wmt (FOB) range
  - ❖ BCI C1 cash costs at upper end of A\$40-44/wmt (FOB) range (lower due to prepayment)
- BCI capex reduced from A\$20M to A\$15M

Note: C1 cash costs exclude royalties, marketing, head office costs and loan interest payments

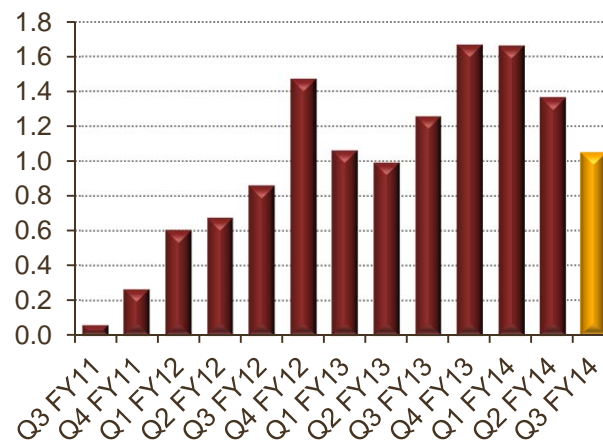
# NJV OPERATIONAL PERFORMANCE



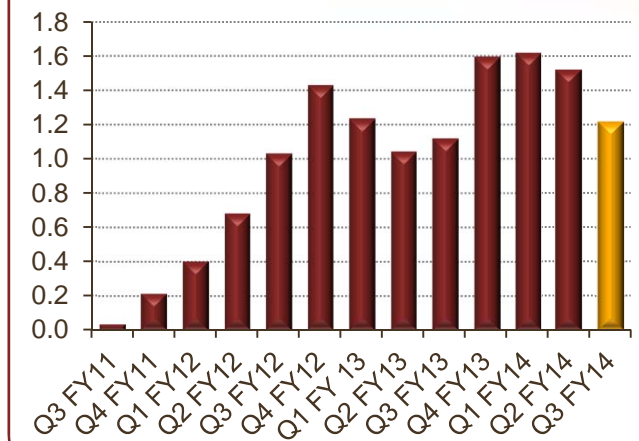
## Ore Mined (dmt)



## Ore Processed (wmt)



## Ore Shipped (wmt)



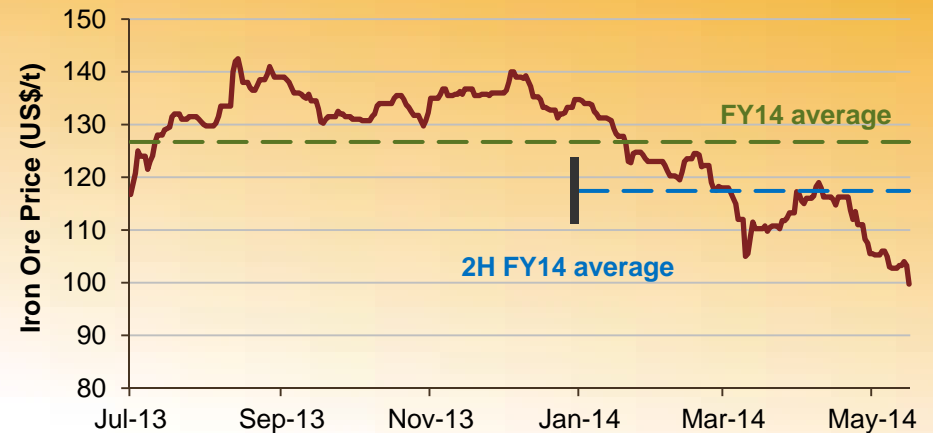
**The NJV budgets for reduced production during the March quarter (Q3) due to the Pilbara wet season**

# IRON ORE INDUSTRY OBSERVATIONS



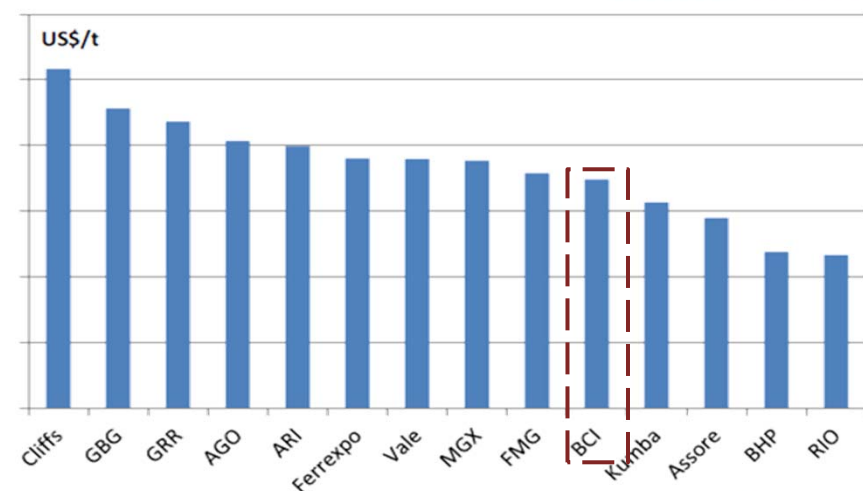
- Volatile, downward trending iron ore price in CY14
  - ❖ *Customers have recently commenced seeking discounts and quotation period flexibility*
- Pricing pressure driven by:
  - ❖ *Increasing supply of iron ore with 57-58% Fe*
  - ❖ *Tightening credit conditions in China*
  - ❖ *Stricter environmental standards in China*
- However, global steel demand stabilising
  - ❖ *2014 - 4% growth forecast*
- Tugboat strike could impact Port Hedland exports
- BC Iron well insulated
  - ❖ *Attractive product characteristics – low impurities and high calcined Fe grade*
  - ❖ *Well placed on the breakeven price curve*
  - ❖ *Continue to maintain working capital buffer of at least 3-4 months of operating costs*
  - ❖ *Minimal debt – Net cash position*

Iron Ore Price (62% Fe, CFR China)



Source: Platts

Breakeven Price Curve (62% Fe, CFR China Basis)



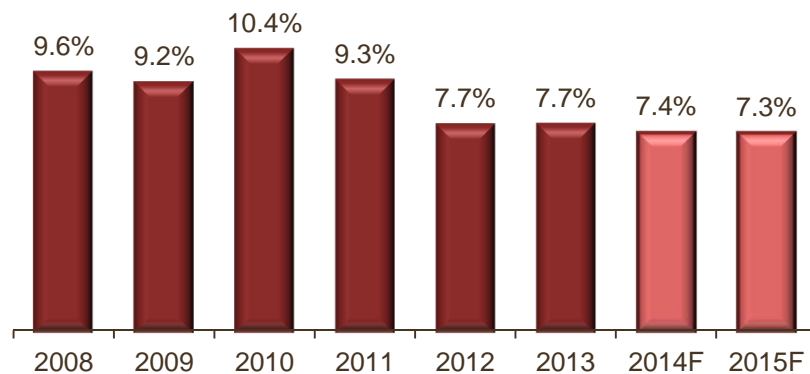
Source: UBS

# IRON ORE OUTLOOK



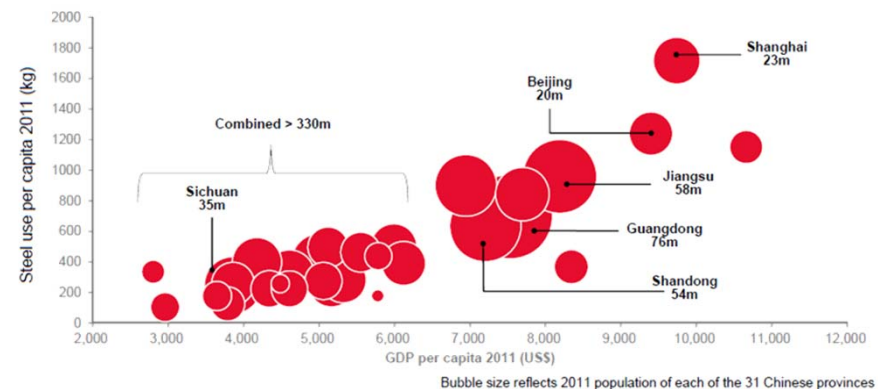
- Current industry dynamics will place pressure on higher cost / lower quality sources of supply
  - ❖ Private domestic production in China is high on cost curve and expected to react rationally to price falls
  - ❖ Preference for higher quality ores, which will impact lower quality sources of supply, e.g. high sulphur ores from Iran, Mexico and Indonesia
- Over the longer term, China fundamentals continue to deliver a robust outlook for iron ore
  - ❖ GDP growth ~7% p.a. in the medium term – significant in absolute terms given China is the world's 2nd largest economy
  - ❖ New government positive about growth –significant economic and social reforms pledged
  - ❖ Steel intensity is climbing overall, but a number of significant provinces remain low on the curve

## China GDP Growth



Source: OECD

## Chinese Steel Intensity of Use



Source: OECD, Rio Tinto



# CORPORATE OVERVIEW



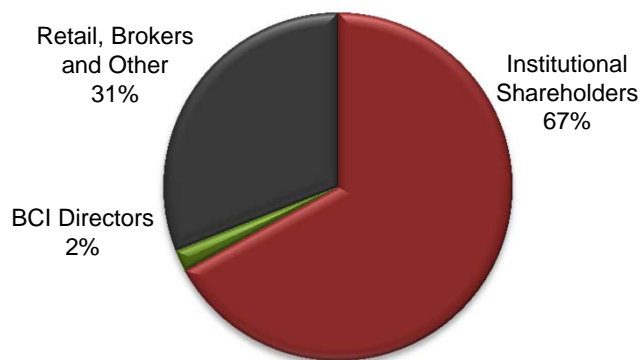
## Capital Structure

Ordinary Shares	124.0m
Share Price (at 19-May-14)	\$3.63
Market Capitalisation	\$450m
Cash (at 31-Mar-14)	\$149m
Debt (at 31-Mar-14)	\$65m
Enterprise Value	\$366m
Options / Performance Rights	1.0m

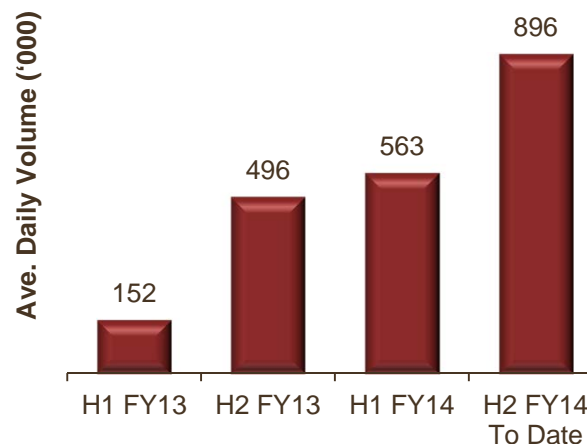
## Share Price and Volume



## Shareholder Breakdown (as at 30-Apr-14)



## Enhanced Liquidity (excl. block trades)



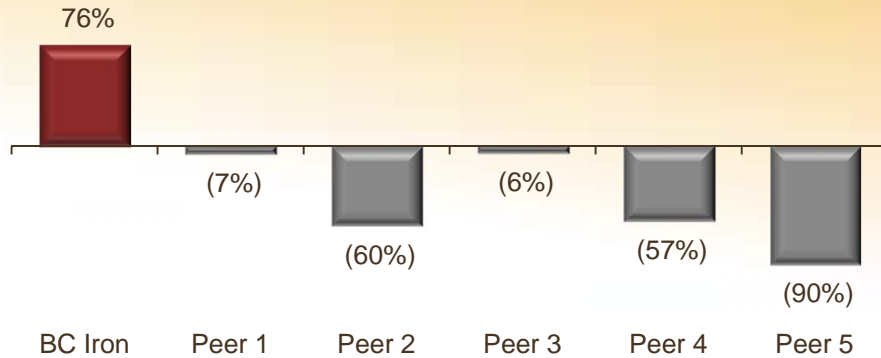
## Research Coverage



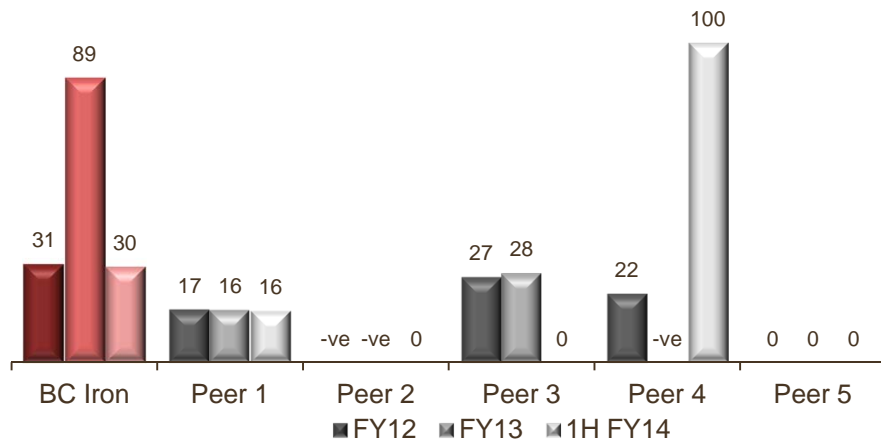
# PEER COMPARISON



## Total Shareholder Return – 1 Jul 12 to Current



## Dividend Payout Ratio (%)



Note: Payout ratios are based on statutory NPAT. “-ve” denotes a dividend paid when statutory NPAT was negative. Reporting periods are normalised to a June year end. Dividends are converted into reporting currency at ex-dividend date if applicable.

## Why has BC Iron outperformed its peers?

- Quality project with low capital intensity
  - ❖ *Low risk*
- Continued strong operational performance
- Strong management and appropriate capital structure
- Completion of FMG transaction
  - ❖ *NPV per share, CFPS and EPS accretive*
  - ❖ *80% increase in equity production to 4.5Mtpa*
- Increased institutional ownership and liquidity
- Attractive payout ratio of fully franked dividends

# DIVIDENDS AND DIVIDEND GUIDANCE



	FY14 Interim Dividend	FY13 Final Dividend	FY13 Interim Dividend	FY12 Full Year Dividend <sup>1</sup>
Dividend (cps)	17	30	5	15
Franking	Fully franked	Fully franked	Fully franked	Fully franked
Total Dividend (\$M)	21.1	37.1	6.2	15.6
Payout Ratio (% Statutory NPAT)	30%	90%	80%	31% <sup>1</sup>
Payout Ratio (% Underlying NPAT)	31%	64%	47%	31% <sup>1</sup>

1. The FY12 final dividend was BC Iron's maiden dividend and was a full year dividend. The payout ratios are based on NPAT for the entire FY12.

## **Dividend Guidance**

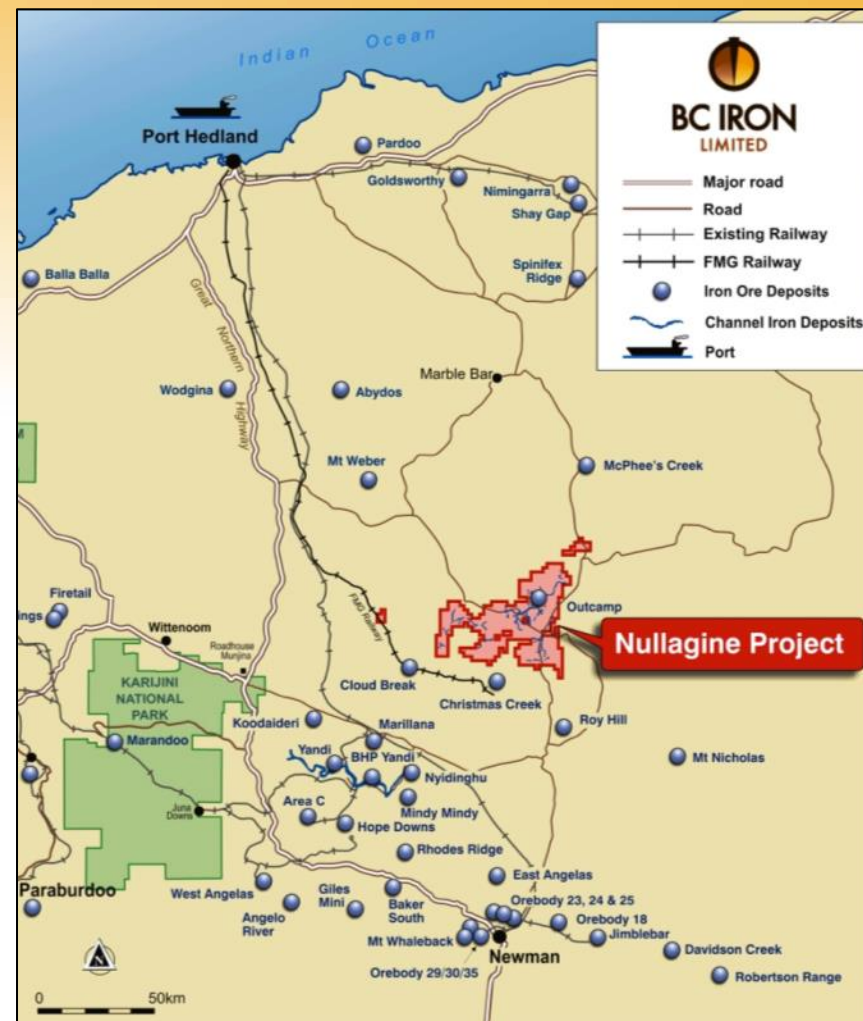
- Intend to pay interim and final dividend each year
- Target payout ratio of 30-50% of NPAT
  - ❖ *Annual target, rather than a target for both interim and final*
- Franked to the maximum extent possible
- Other considerations
  - ❖ *Maintain 3-4 months of operating costs as working capital buffer*
  - ❖ *Operational performance, cash requirements, growth prospects, etc*

# NULLAGINE JOINT VENTURE (NJV)



## A producing DSO project with access to world-class infrastructure.

- Unincorporated joint venture – 75% BC Iron, 25% FMG
  - ❖ *BC Iron is the Operator and Manager of the NJV*
  - ❖ *FMG provides rail & port services (through its wholly-owned infrastructure subsidiary –TPI) and marketing services*
- Located ~55km north of FMG’s Chichester Hub operations
- NJV production has increased to 6Mtpa following the FMG transaction in December 2012
- Quality product – “*Bonnie Fines*” well established in Chinese market



As at 31 December 2013

	Mt	Fe%	CaFe%	Al <sub>2</sub> O <sub>3</sub> %	SiO <sub>2</sub> %	P%	S%	LOI
Total Reserves	33.3	57.1	64.9	1.9	3.0	0.014	0.011	12.0
Total DSO Resource	44.6	57.1	64.7	2.1	3.1	0.016	0.012	11.9
Total CID Resource	112.2	53.3	60.6	4.1	5.3	0.020	0.015	12.1

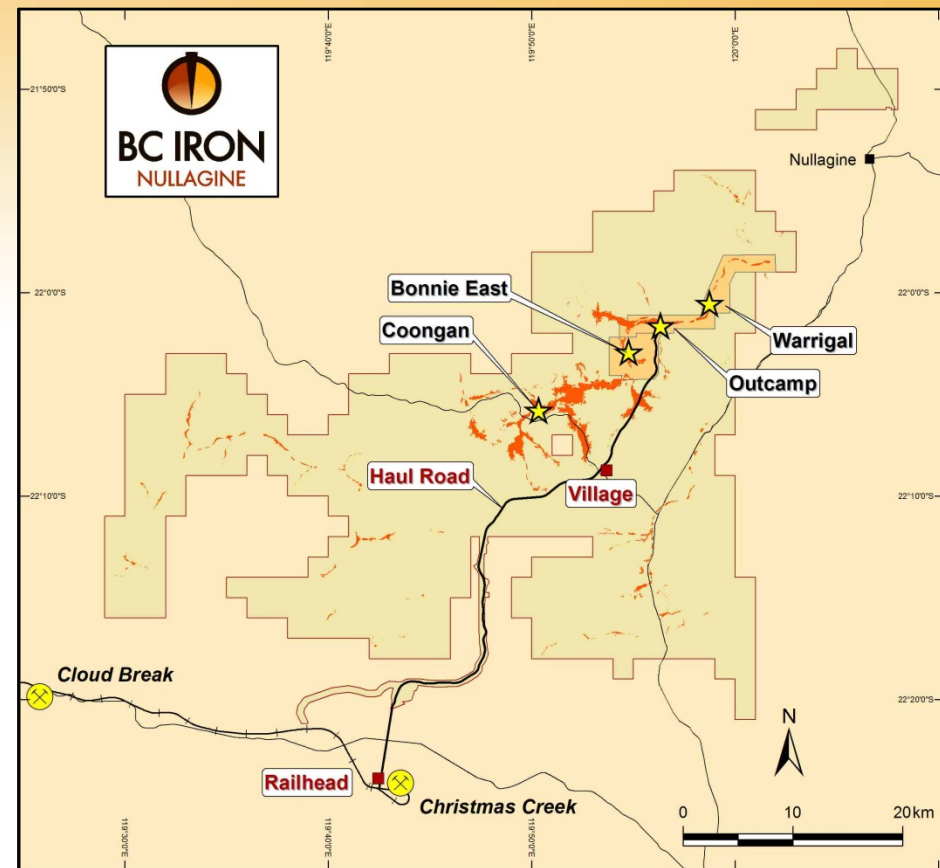
Note: refer to NJV Ore Reserves and Mineral Resources announcement on ASX dated 3 March 2014.

# MINING – OVERVIEW

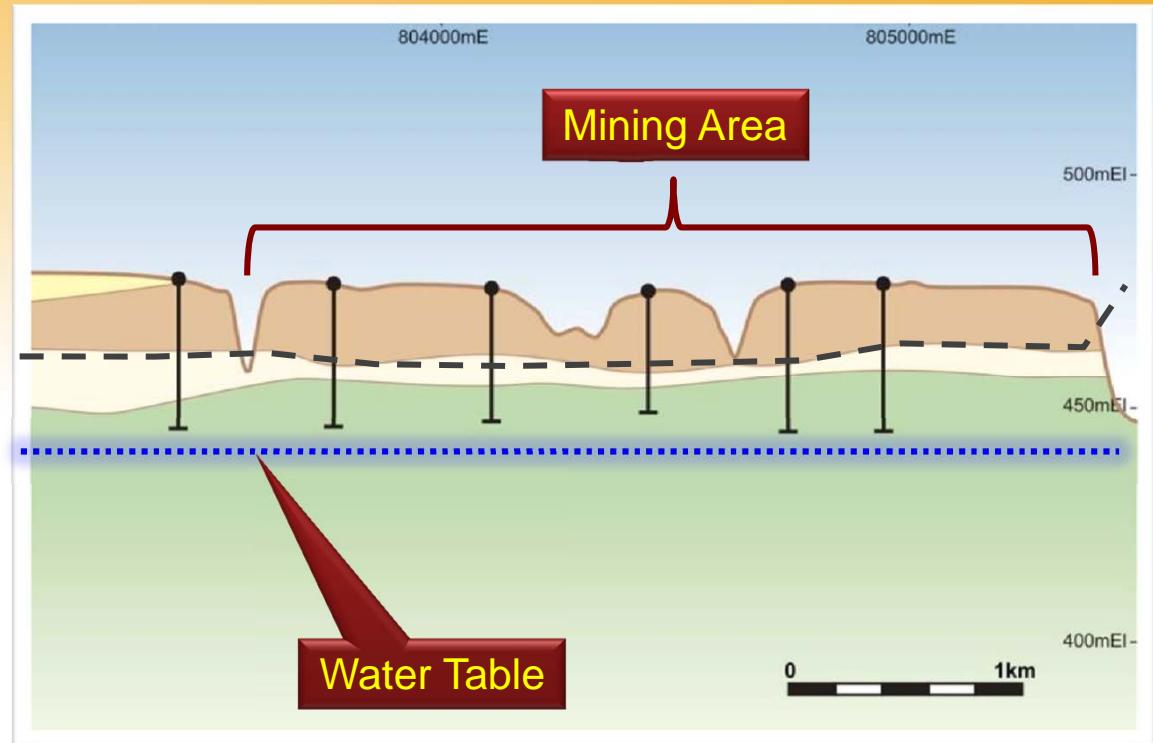


## A fully contracted operation with low capital intensity.

- Contract mining by WATPAC, utilising Vermeer and Wirtgen surface miners
- Mine plan comprises four major deposits
- Currently mining Outcamp and Warrigal
- Bonnie East contributes from FY16 and Coongan from FY19
- Mineralisation from surface and above the water table through Life Of Mine
- LOM strip ratio of 1:1 (maximum strip ratio of 1.6:1 in FY16)
- Current mine life of ~6 years
  - ❖ *History of Reserve replacement*
  - ❖ *Assessing extensions to LOM*




# MINING – OVERVIEW



- Low Fe CID
- DSO
- Channel Clays
- Fortescue Group Basalt

- Shallow “pits” using surface mining
- Above water table - lower environmental impact, no wet ore.

# MINING – SURFACE MINERS



## Vermeer & Wirtgen Surface Miners

- Rotating drum cutters – no drill & blast
  - ❖ *Environmental benefits, reduced run off*
- Provides primary crushing
- Surface mining results in reduced equipment wear

# PROCESSING AND LOGISTICS



## Crushing / Screening (WATPAC)



- Simple crushing & screening process
- Two plants on site
  - ❖ *Main fixed plant*
  - ❖ *Smaller mobile plant*
- Nameplate rates ~6.5Mtpa
- Building stockpile 'safety net'

## Road Haulage (Toll & Roadtrim)



- Ore trucked via private sealed road to dedicated stockyard at Christmas Creek railhead
- Toll – 8 PowerTrans units (increasing from 360t to 400t)
- Roadtrim – 4 Kenworth prime movers with Howard and Porter trailers (140-175t)
- Nameplate rates ~6.5Mtpa

## Rail and Port Services (FMG/TPI)



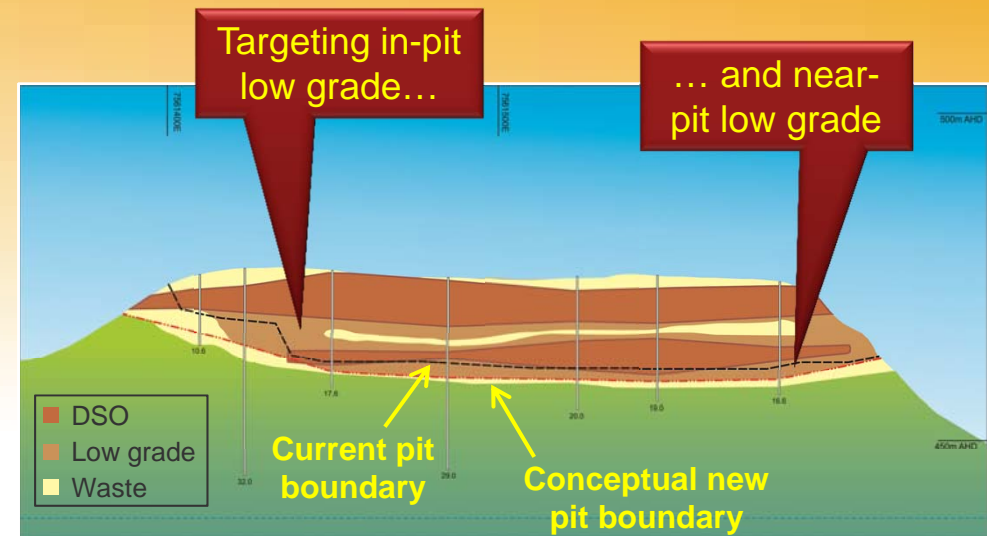
- World class rail and port
- Access to Capesize vessels up to 250,000wmt
- Dedicated NJV stockyards at railhead and port
- NJV capacity of 6Mtpa



# PROJECT INVENTORY



- Assessing potential for increases in Reserves and mine life
  - ❖ *Targeting a mine life extension of 2 to 5 years*
- Focus on beneficiation of low grade (50-55% Fe)
- Potential to increase Reserves and mine life from:
  - ❖ *Low grade within existing pit designs*
  - ❖ *Low grade just outside pit boundaries*
  - ❖ *DSO and low grade at regional mesas, previously assessed as unviable for DSO only*
- Beneficiation trial completed – 30,000t produced at similar specs to Bonnie Fines
- Beneficiated product has been blended with Bonnie Fines and sold (at Bonnie Fines spec)
- Next steps to include detailed analysis of trial outcomes, consideration of alternatives and re-evaluation of Reserves and mine plan
  - ❖ *Completion expected mid-2014*



**Beneficiation Trial Product**



**Beneficiation Trial Waste**

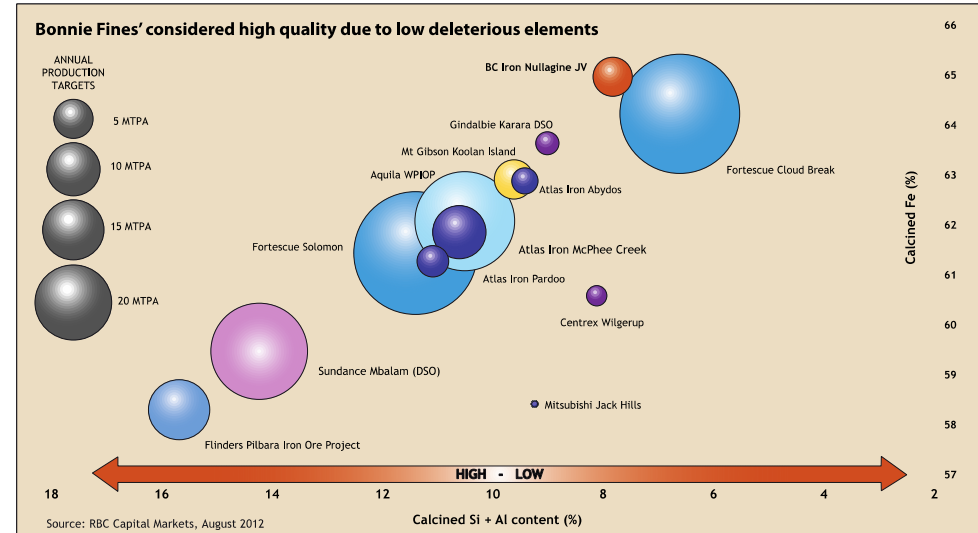
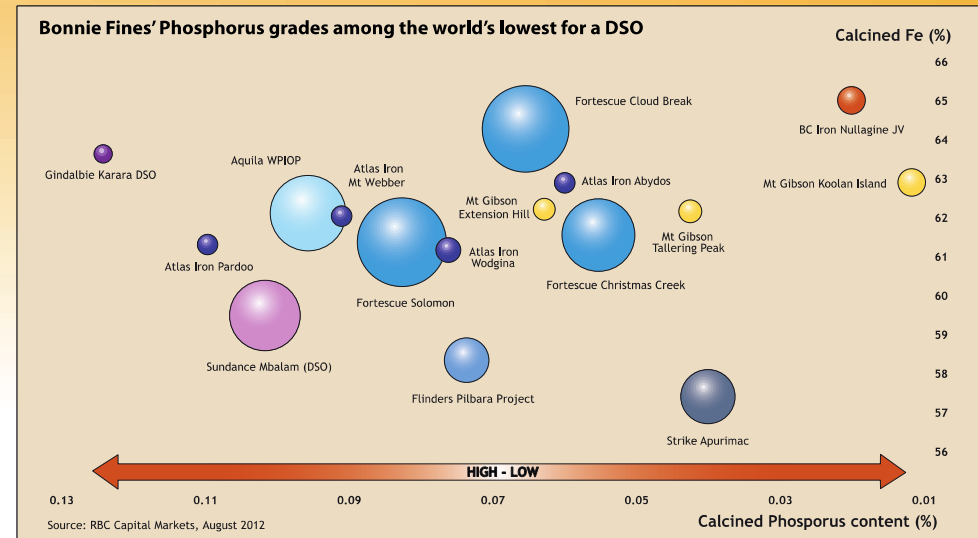


# BONNIE FINES OVERVIEW



## Bonnies Fines well accepted - consistent demand.

- “Bonnie Fines” pisolite sinter blend improves sintering productivity at the steel mill
- High calcined Fe driven by high Loss On Ignition (LOI)
- Low impurities, low ultra-fines and low moisture
- Low Al and Si an advantage in China, given high gangue ores being sourced from major as well as non-traditional suppliers (e.g. Iran, Indonesia)
- Low S also an advantage given increasing environmental constraints in China
- Substitute for BHP Yandi, HIY (Rio Yandi), FMG Kings CID and FMG Super Special Fines
- Used at 20-30% level in some sinter blends
- FMG provides marketing services to NJV



# BUSINESS DEVELOPMENT



## Goals

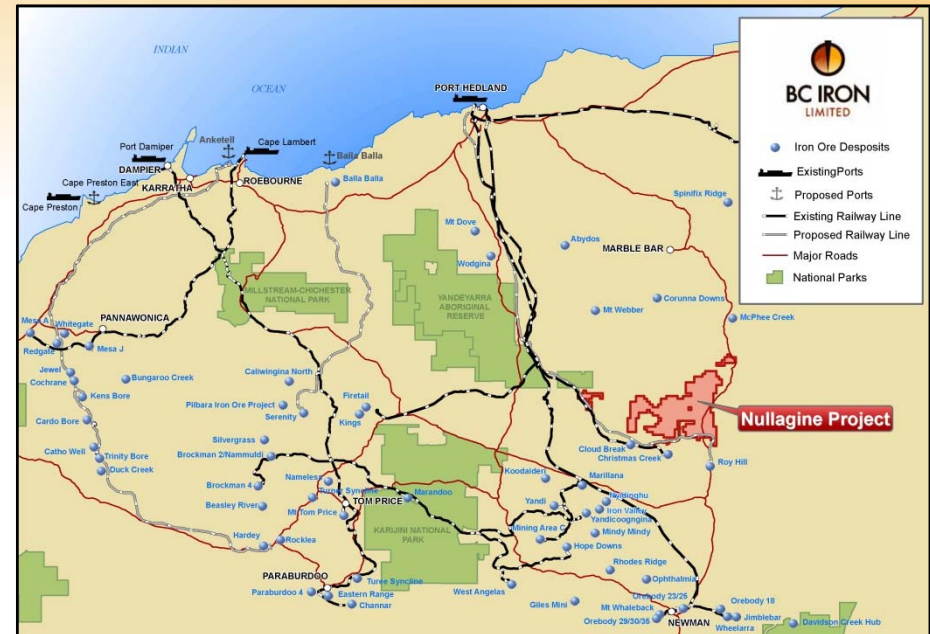
- ✓ Retain and enhance ability to pay dividends
- ✓ Generate value for shareholders (risk adjusted) via organic and inorganic opportunities

## Business Development Priorities

**Priority 1** Extend life of the NJV (Project Inventory)

**Priority 2** Growth in the rest of the Pilbara

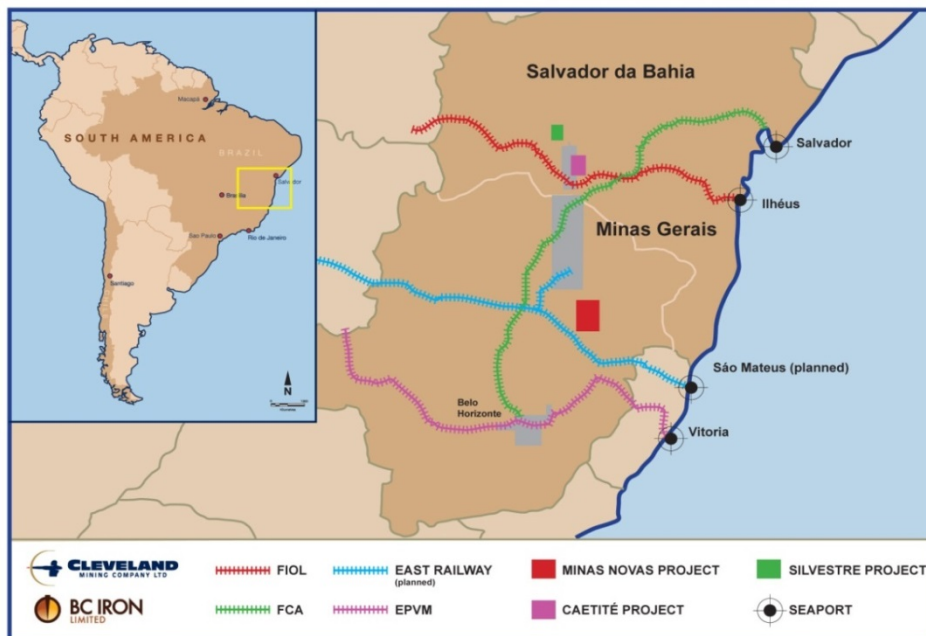
**Priority 3** Growth in other iron ore jurisdictions




# BRAZIL EXPLORATION EARN-IN



- BC Iron / Cleveland alliance staged earn-in to exploration projects in Bahia and Minas Gerais
- No upfront payments and appropriately staged expenditure and payments provides optionality
- First pass RC drilling completed at 5 prospects in Bahia
  - ❖ *Significant intersections at main prospect (Caetite 2) and encouraging intersections at other prospects*
  - ❖ *Assaying and preliminary metallurgical test-work is currently being completed*
- Preliminary drilling at Minas Novas to commence shortly





Optimising the NJV | Paying dividends | Considering growth



# APPENDICES



**BC IRON**  
LIMITED

## APPENDICES

# BC IRON LIMITED – BOARD



## Board of Directors



**Tony Kiernan, Non-exec Chairman** – formerly a solicitor with extensive experience in management and operation of Australian public companies. Chairman of Venturex Ltd and NED of Chalice Gold Ltd and South Boulder Mines Limited.



**Andy Haslam, Non-exec Director** – a mining engineer with 27 years operational and management experience. Currently General Manager – Iron Ore Operations of Mineral Resources Ltd. Prior to this he was Managing Director of ASX listed Territory Resources, a 2.0Mtpa producer of DSO in the Northern Territory.



**Morgan Ball, MD and CEO** – former Finance Director of BC Iron. A Chartered Accountant with over 20 years of Australian and international experience in the resources, logistics and finance industries. He has held various senior finance and commercial roles in both public and private companies.



**Malcolm McComas, Non-exec Director** - experienced company director and investment banker. Mr McComas is a NED of Consolidated Minerals, Fitzroy River Corp, Saunders International and Pharmaxis.



**Mike Young, Non-exec Director** – founding MD of BC Iron, a geologist with extensive experience in resource definition and feasibility studies. MD of Energy and Minerals Australia Ltd, Chairman of Cassini Resources Ltd and Co-Patron of St Bartholomew's Foundation.



**Peter Wilshaw, Non-exec Director** - resources executive with over 30 years experience in mining, refining, smelting and port and rail operations, both internationally and locally. NED of Dampier Port Authority and previously NED of Port Hedland Port Authority.



**Terry Ransted, Non-exec Director** – a geologist with Alkane Resources managing exploration and development programs. Experience in iron ore at Hamersley and Yandicoogina pisolite deposit.

# ORE RESERVES & MINERAL RESOURCES - 31 DEC '13



## Ore Reserve Estimate NJV (BC Iron 75%, FMG 25%)

Classification	Mt	Fe%	CaFe%	Al <sub>2</sub> O <sub>3</sub> %	SiO <sub>2</sub> %	P%	S%	LOI
Proved	15.0	57.3	65.0	1.8	2.9	0.014	0.012	11.9
Probable	18.3	56.9	64.8	2.0	3.0	0.014	0.011	12.2
<b>Total</b>	<b>33.3</b>	<b>57.1</b>	<b>64.9</b>	<b>1.9</b>	<b>3.0</b>	<b>0.014</b>	<b>0.011</b>	<b>12.0</b>

## DSO Mineral Resource Estimate NJV (BC Iron 75%, FMG 25%)

Classification	Mt	Fe%	CaFe%	Al <sub>2</sub> O <sub>3</sub> %	SiO <sub>2</sub> %	P%	S%	LOI
Measured	17.6	57.2	64.8	2.0	3.0	0.015	0.012	11.8
Indicated	20.2	57.0	64.9	2.0	2.9	0.014	0.011	12.1
Inferred	6.8	57.0	64.1	2.6	3.9	0.023	0.014	11.1
<b>Total DSO</b>	<b>44.6</b>	<b>57.1</b>	<b>64.7</b>	<b>2.1</b>	<b>3.1</b>	<b>0.016</b>	<b>0.012</b>	<b>11.9</b>

## CID Mineral Resource Estimate NJV (BC Iron 75%, FMG 25%)

Classification	Mt	Fe%	CaFe%	Al <sub>2</sub> O <sub>3</sub> %	SiO <sub>2</sub> %	P%	S%	LOI
Measured	25.6	54.6	62.3	3.0	4.1	0.016	0.013	12.4
Indicated	40.0	53.8	61.6	3.3	4.5	0.017	0.012	12.8
Inferred	46.6	52.1	58.8	5.4	6.6	0.024	0.018	11.3
<b>Total CID</b>	<b>112.2</b>	<b>53.3</b>	<b>60.6</b>	<b>4.1</b>	<b>5.3</b>	<b>0.020</b>	<b>0.015</b>	<b>12.1</b>

### Notes:

Ore Reserves are a subset of DSO Mineral Resources. DSO Mineral Resources are a subset of CID Mineral Resources.

This information is extracted from the ASX announcement entitled NJV Ore Reserves and Mineral Resources dated 3 March 2014 and is available to view on <http://www.bcion.com.au/investors/asx-announcements/2014.html>. The company confirms that it is not aware of any new information or data that materially affects the information included in the original market announcement and, in the case of estimates of Mineral Resources or Ore Reserves, that all material assumptions and technical parameters underpinning the estimate in the relevant market announcement continue to apply and have not materially changed. The company confirms that the form and context in which the Competent Persons' findings are presented have not been materially modified from the original market announcement.



# IMPORTANT NOTICE



This document has been prepared by BC Iron Limited (“BC Iron” or “Company”) to provide an update of BC Iron to investors and potential new shareholders.

## **Past performance**

Past performance information given in this document is given for illustrative purposes only and should not be relied upon as (and is not) an indication of future performance.

## **Forward-looking statements**


This document contains “forward-looking” statements or projections based on current expectations. Forward looking words such as, “expect”, “anticipate”, “should”, “could”, “may”, “predict”, “plan”, “will”, “believe”, “forecast”, “estimate”, “target” and other similar expressions are intended to identify forward-looking statements within the meaning of securities laws of applicable jurisdictions. Indications of, and guidance on, future earnings and financial position and performance are also forward-looking statements.

Forward-looking statements include, among other things, statements regarding targets, estimates and assumptions in respect of iron production and prices, operating costs and results, capital expenditures, mineral reserves and mineral resources and anticipated grades and recovery rates. Forward-looking statements, opinions and estimates provided in this document are based on estimates and assumptions related to future business, economic, market, political, social and other conditions that, while considered reasonable by BC Iron, are inherently subject to significant uncertainties and contingencies. Many known and unknown factors could cause actual events or results to differ materially from estimated or anticipated events or results reflected in such forward-looking statements. Such factors include, but are not limited to: operating and development risks, counterparty risks, iron ore price risk and a number of other risks and also include unanticipated and unusual events, many of which are beyond BC Iron’s ability to control or predict.

The forward-looking statements only speak as at the date of this document and, other than as required by law and the ASX Listing Rules, BC Iron disclaims any duty to update forward looking statements to reflect new developments.


## **Not financial product advice**

This document is for information purposes only and is not financial product or investment advice nor a recommendation to acquire BC Iron shares. It has been prepared without taking into account the objectives, financial situation or needs of individuals. Before making an investment decision, prospective investors should consider the appropriateness of the information having regard to their own objectives, financial situation and needs and seek legal and taxation advice appropriate to their jurisdiction. BC Iron is not licensed to provide financial product advice in respect of BC Iron shares. Cooling off rights do not apply to the acquisition of BC Iron shares.



Optimising the NJV | Paying dividends | Considering growth





**BC IRON**  
LIMITED

**ASX:BCI**

Level 1, 15 Rheola Street  
West Perth, WA, Australia  
Phone : +61 8 6311 3400  
email : [info@bciron.com.au](mailto:info@bciron.com.au)  
[www.bciron.com.au](http://www.bciron.com.au)