

Resonance Health Ltd

ACN 006 762 492

Annual General Meeting

25 November 2009




Resonance Health Ltd (RHT)

Highlights for the Year

- **First full financial year profit reported**
 - **Growth in volume and revenue for FerriScan business**
 - **Gained reimbursement for FerriScan in several markets**
 - **Opened sales offices in UK and Germany**
 - **Started initial clinical trial of MRI Liver Fibrosis test (large market with unmet need)**
- 



Resonance Health Ltd (RHT)

- **ASX Listed, HQ in Perth – staff of 13**
 - **Provide radiology image analysis services to the international pharmaceutical and clinical communities**
 - **Develop and utilise unique patented image analysis technology, providing non-invasive imaging alternatives for patients**
 - **Lead product FerriScan[®] – MRI test for iron overload. Approved by regulatory authorities and on market**
 - **Pipeline of MRI tests**
 - **Liver fibrosis test for hepatitis C and fatty liver**
 - **Liver fat test**
 - **Cardiac iron test**
- 



Iron Overload Market

FerriScan replaces the liver biopsy test for the accurate assessment of iron overload, providing an accurate and safe alternative

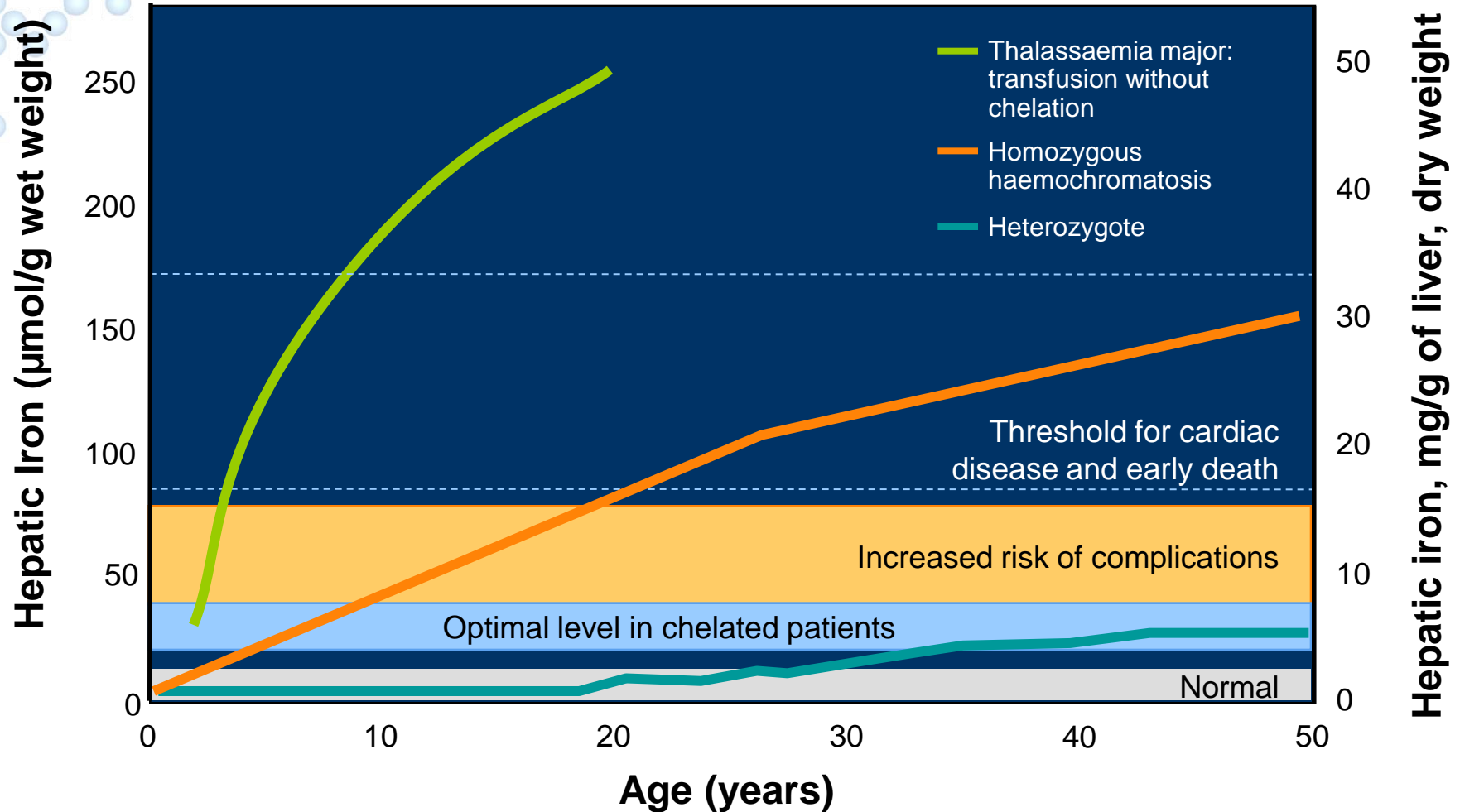
Hereditary Haemochromatosis or Primary Iron Overload

- Over 2 million cases in USA & Europe
- 1 in 250 people from Northern European descent have genes that predispose them to iron overload

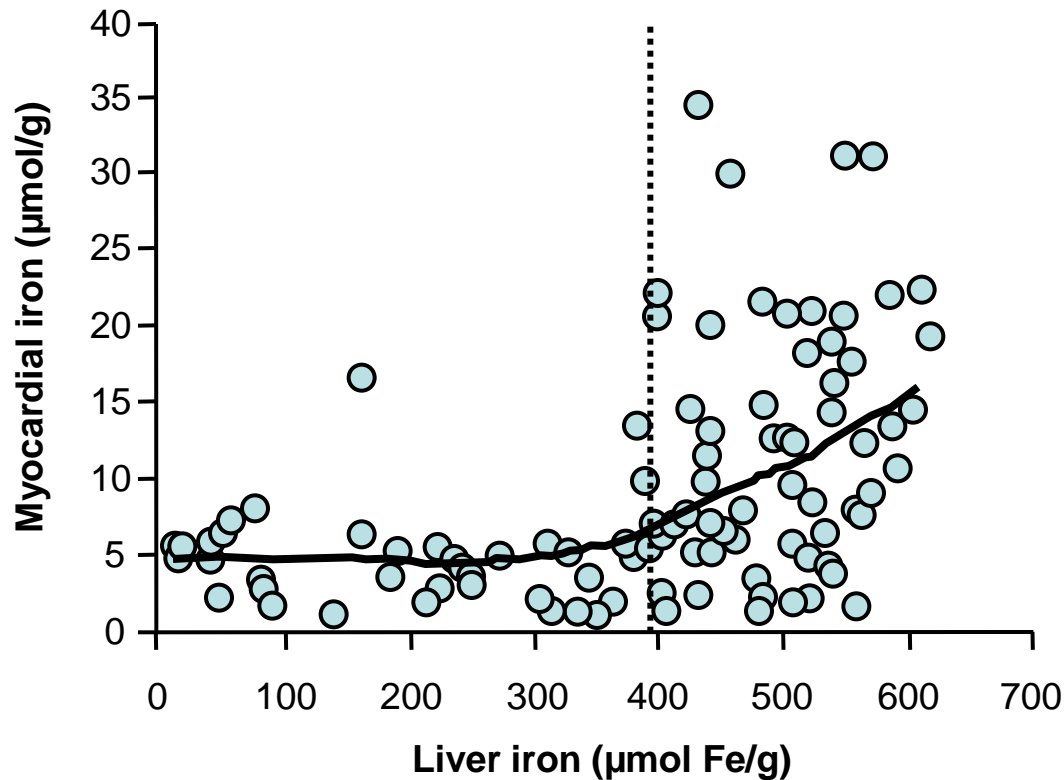
Secondary or Transfusional Iron overload

- **Thalassaemia**
 - 3rd most serious public health problem in South East Asia following Malaria and HIV
 - # 1 cause of death is iron overload
 - WHO estimates 100,000 new serious thalassaemia births in the world each year
- **Sickle Cell Anaemia**
 - 75-100,000 cases in the USA (approx 1:5000 births and 1:500 African American births in the USA)
 - African origins – 1/3 of indigenous inhabitants have the sickle cell gene in some parts of Africa
- **Myelodysplastic Syndrome (MDS)**
 - Bone marrow abnormalities resulting in lack of red blood cells
 - Over 100,000 cases in USA and Europe - approx 30% are transfused and become iron loaded
 - 15,000 new cases of MDS each year in the USA

Liver Iron and Risks

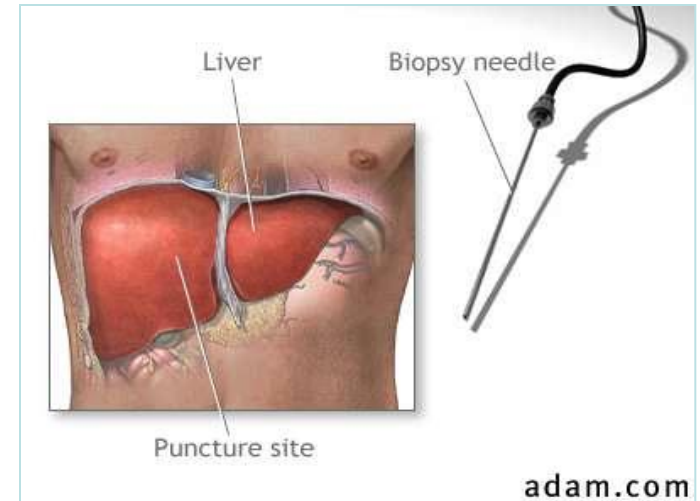
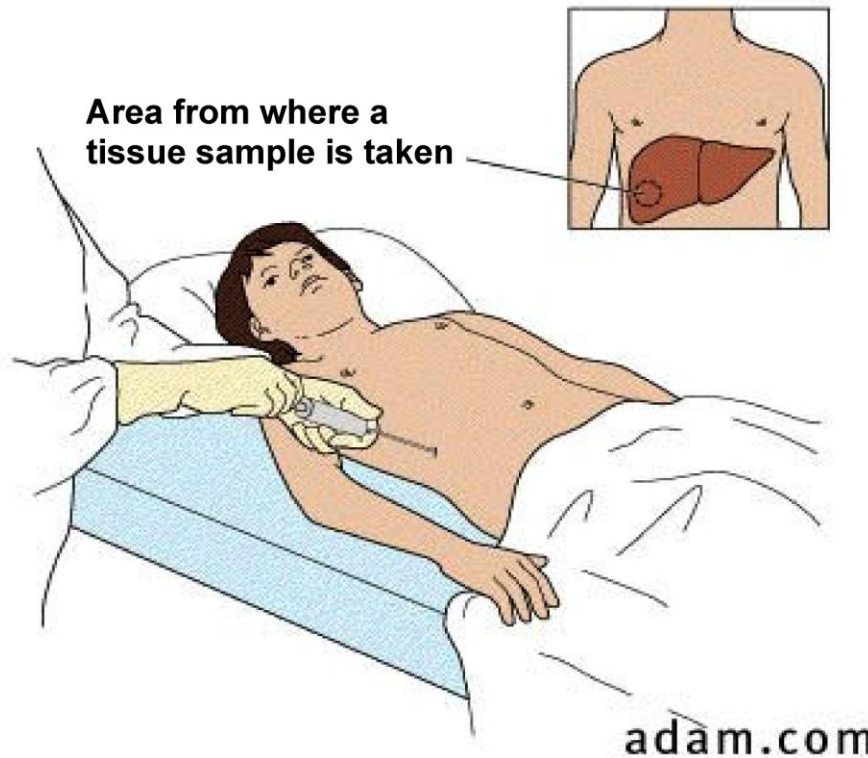


Liver Iron Predicts Risk of Myocardial Iron

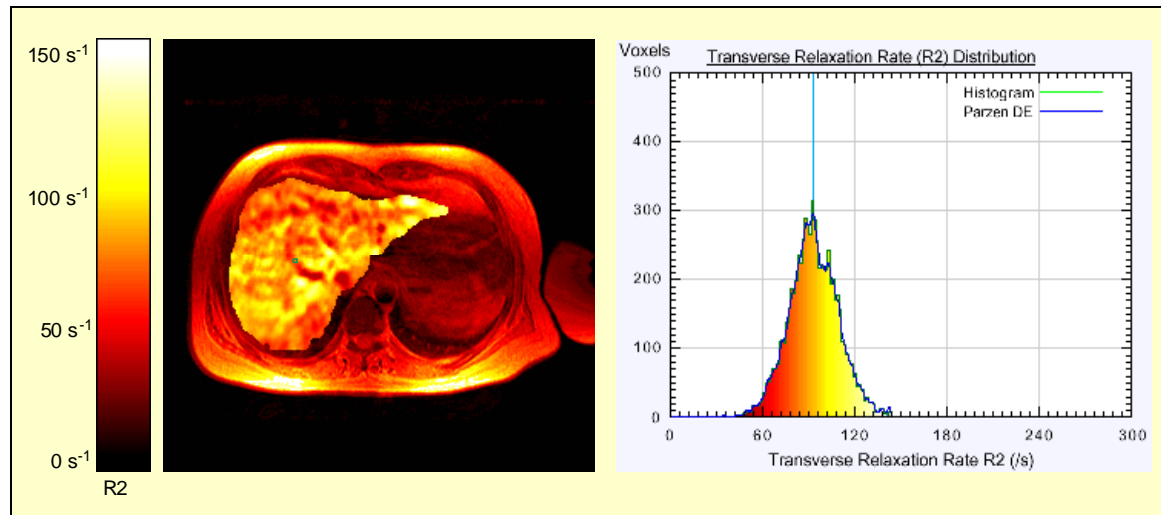


The Competition

Measuring Liver Iron by Biopsy

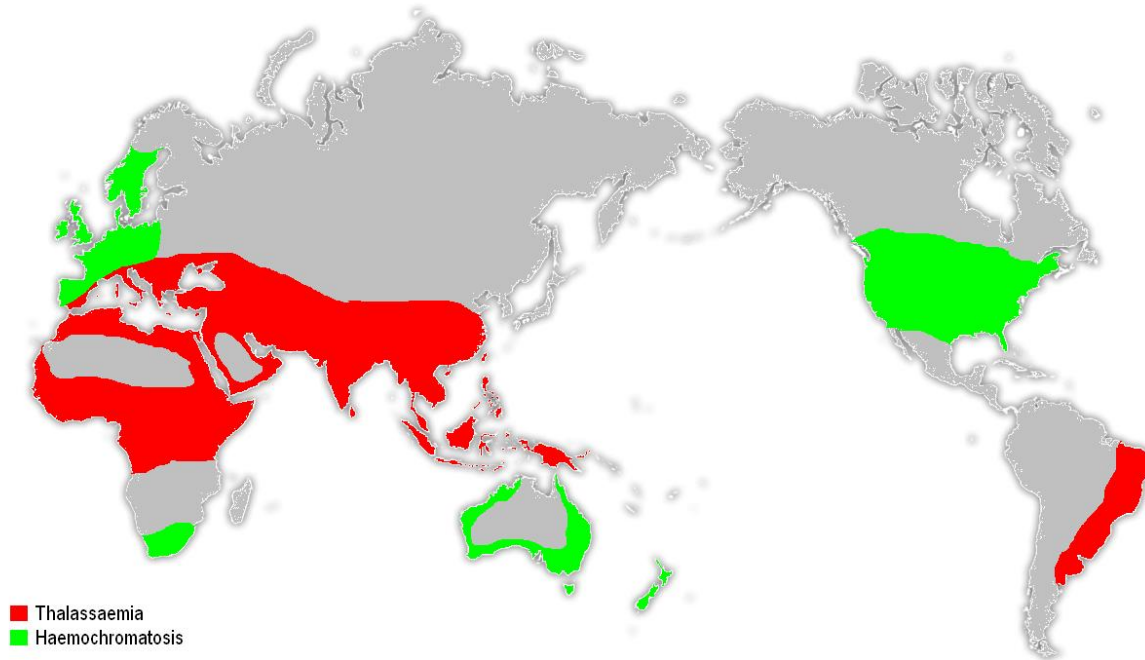


FerriScan[®] - Measuring Liver Iron by Magnetic Resonance Imaging



- **Map of liver iron**
- **Accurate**
- **Non-invasive**
- **Repeatable**

Global Distribution of Major Iron Overload Diseases



■ Thalassaemia
■ Haemochromatosis

FerriScan Locations





FerriScan Strategy

- Continue to expand sales presence
 - USA, Germany, UK & Australia
 - Insurance reimbursement for FerriScan
 - Regional success in UK and Canada
 - Australian decision expected Q1 2010
 - US reimbursement consultants focusing on local and national insurance coverage
 - Key opinion leaders and clinical guideline support established for FerriScan
- 

Financial Results

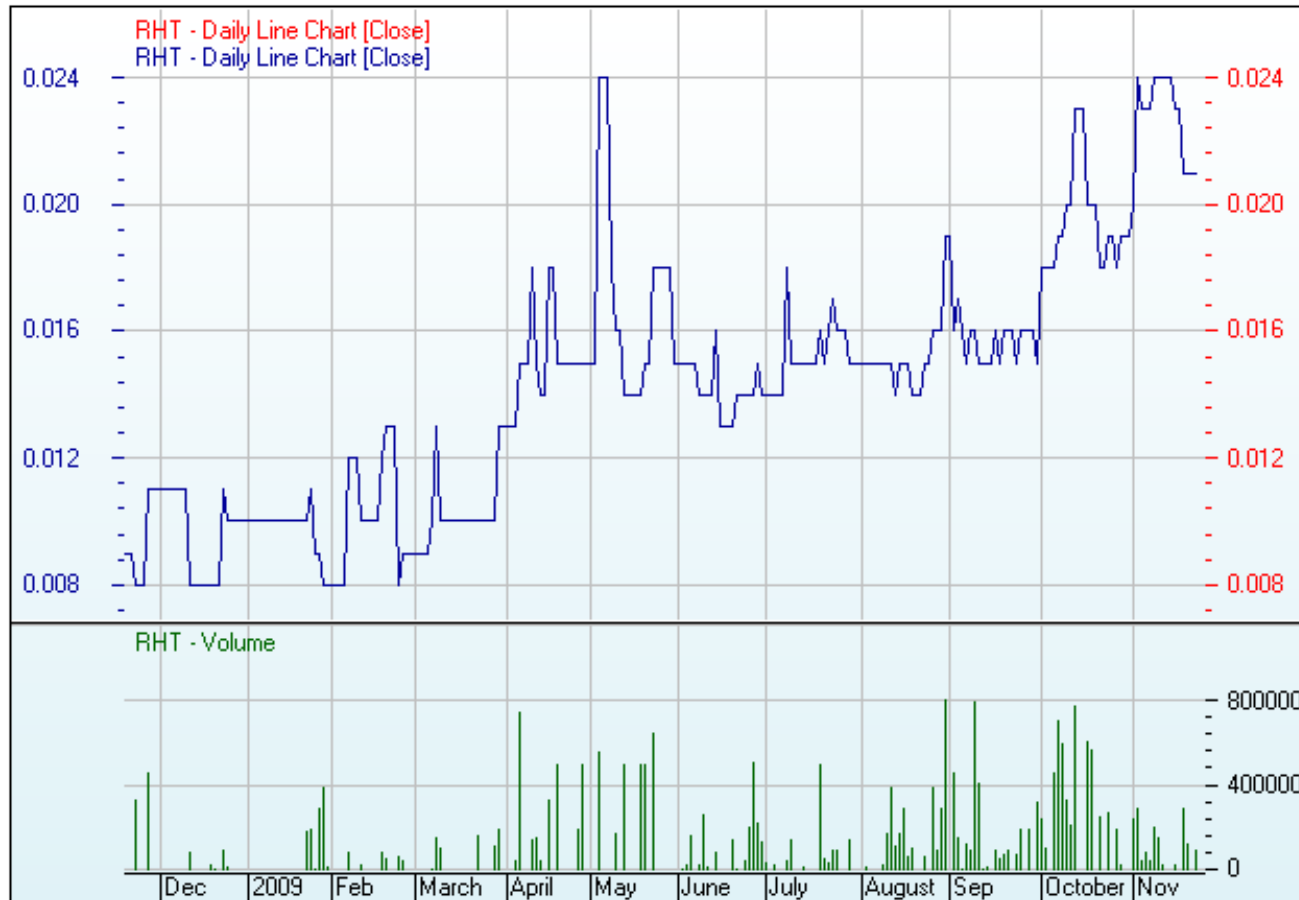
AUD

	2005-6	2006-7	2007-8	2008-9
FerriScan #	912	1945	1605	2200
FerriScan Revenue*	\$313,532	\$1,868,790	\$1,722,085	\$2,259,191 (up 31%)
Expenses	\$4.1m**	\$3.1m	\$2.1m	\$1.8m
Net (Loss) A/ Tax	\$3.3m Loss**	\$725k Loss	\$41k Loss	\$617k Profit
Year end Cash	\$0.6m	\$2.4m	\$2.4m	\$2.6m

* excludes grant and interest income

** excludes impairment of goodwill on consolidation of \$12.8m in 2006

RHT Share Price and Volumes




Average daily trading volume 98,700



Liver Fibrosis Measurement

A Much Larger Target Market

- Large addressable market
 - Independently valued at +\$100m pa
 - Primary causes of liver fibrosis:
 - Viral hepatitis – 170m people world wide have Hep C (2.7m in US)
 - Fatty liver disease – 1/3 of American adults have fatty liver
 - Iron overload and alcohol consumption
 - Liver disease is in the top 10 causes of death in the USA
 - Gold standard is liver biopsy – invasive and subject to sampling error
- 



Fibrosis Measurement Technology Target Timelines

- Q4 2007 Independent market assessment completed
 - Q1 2010 Product feasibility completed
 - Q4 2010 Product development finalised in US population
 - Q2 2011 Product validated in US population
 - Q4 2011 Regulatory submission – 510k
 - 2012 Test on Market
Revenue potential US\$100m+ pa
- 