
Investor Presentation

Resonance Health Ltd (ASX: RHT) (“Resonance Health” or the “Company”) attaches the investor presentation, which will be presented at the upcoming PAC Partners Healthcare Conference, featuring leading and emerging ASX-listed healthcare and life-sciences companies, on Wednesday, 6th April 2022 in Sydney, and the Perth Life Sciences Summit hosted by Candour Advisory on Thursday 7th April 2022.

This announcement has been authorised for release in accordance with the delegated authority of the Board of Directors of Resonance Health Ltd.

For further information please contact:

Mitchell Wells

Managing Director, Resonance Health Ltd

E: mitchellw@resonancehealth.com

P: +61 (0)8 9286 5300

About Resonance Health

Resonance Health is an Australian healthcare technology and services company, specialising in the development and delivery of noninvasive medical imaging software and services. The Company’s products are used globally by clinicians in the diagnosis and management of human diseases and by pharmaceutical and therapeutic companies in their clinical trials. Resonance Health has gained endorsement by leading physicians worldwide for consistently providing high quality quantitative measurements essential in the diagnosis and management of diseases.

Resonance Health’s dedication to scientific rigour and quality management has enabled it to achieve regulatory clearances for a range of Software as a Medical Device (**SaMD**) products in the USA, Europe, and Australia and to proudly carry ISO 13485 certification for the design and manufacture of medical devices. Some of the SaMD products incorporate the use of Artificial Intelligence (**AI**):

- **FerriScan®** - core-lab product that provides accurate measurement of liver iron concentration through non-invasive MRI-based technology, for use in the assessment of individuals with iron overload conditions. Internationally recognised as the gold standard in LIC assessment.
- **FerriSmart®** - AI-driven non-invasive MRI-based device for the automated real-time measurement of liver iron concentration in patients.
- **HepaFat-AI®** - AI-driven non-invasive MRI-based device for the automated real-time multi-metric measurement of liver fat in patients, for use in the assessment of individuals with confirmed or suspected fatty liver disease.
- **LiverSmart®** - AI-driven non-invasive MRI-based multi-parametric device that combines FerriSmart® and HepaFat-AI® into a consolidated report that provides accurate measurement of liver iron concentration and liver fat.
- **CardiacT2*** – most widely accepted MRI-based method for assessing heart iron loading. Resonance Health offers a dual analysis of FerriScan® and CardiacT2*. CardiacT2* has regulatory clearance from the TGA and CE Mark.

Stakeholders including clinicians and patients are encouraged to follow us on FaceBook, LinkedIn and Twitter.



/Resonance-Health-Ltd

FOLLOW US



/ResonanceHealth



/ResonanceHealthLtd

INVESTOR PRESENTATION

APRIL 2022



Recognised global leader in providing medical imaging analysis devices + services to clinicians and researchers, to help improve and extend the lives of people suffering from chronic diseases



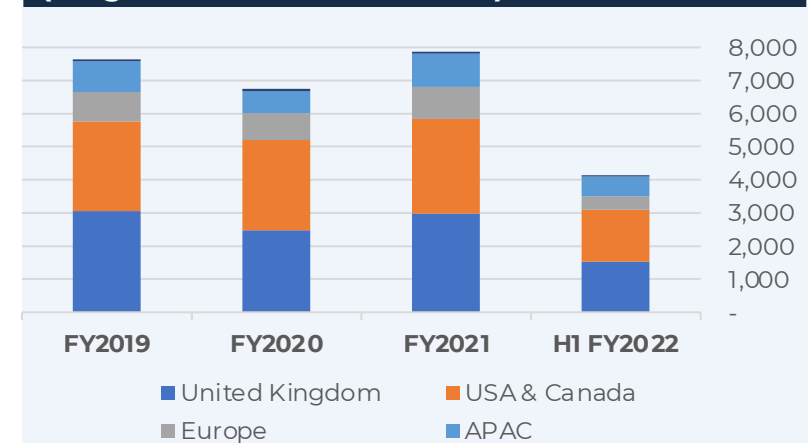
INVESTMENT HIGHLIGHTS

- Global leader in MRI iron + fat calculation
- Regulatory-cleared, core-analysis devices + services
- Robust patent-protected devices, products + IP portfolio
- Addressable diseases have massive human + economic consequences
- Consistent service volumes, proven device tech (SaMD AI) scalability
- Ready-to-penetrate new and under-serviced large target markets
- Reimbursement in key markets with pathways to broaden access
- Strong balance sheet, consistent cashflow, funded for growth
- Ongoing commitment to R&D + pipeline of device enhancements
- Ingredients in place to drive volume uptake + sales growth

REGULATORY CLEARED MRI ANALYSIS PRODUCTS & SERVICES

- MRI image analysis + secure report delivery services, providing reliable, standardised, diagnostic information
- Clinical trial services for potential new drug treatments + other therapies in key disease markets
- Regulatory cleared products + services FDA (USA), TGA (Aus), CE-Mark (EU)

**Customer Analysis Reports Completed
(Diagnostic and Clinical Trials)**



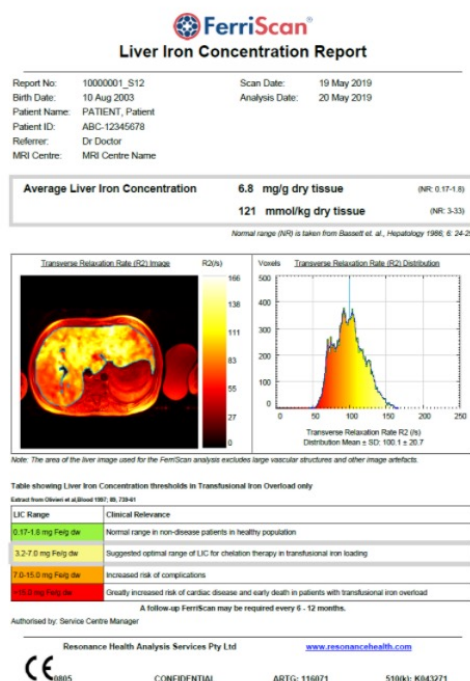
Detail by Country / Region

Detail by Country / Region	FY2021
United Kingdom	2,904
USA	2,172
Europe	852
Canada	722
Australia / New Zealand	583
Asia	551
Other	78
TOTAL	7,862

PRODUCTS & SERVICES

DIAGNOSTIC ANALYSIS & REPORTING

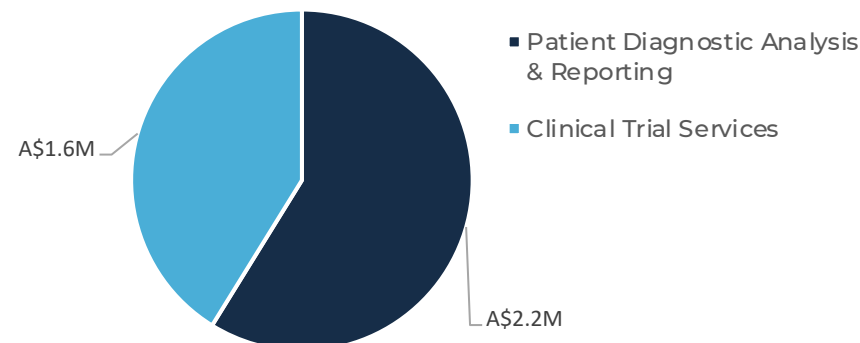
- Quantitative analysis + reporting of organ iron + fat delivered to treating clinicians
- Patented, regulatory cleared devices that are standardized for use across sites + MRI types



CLINICAL TRIAL SERVICES

- Comprehensive services for pharma companies undertaking Phase II, III + IV clinical trials
- Currently servicing 10 multi-year clinical trials with analysis + project management services
- Delivery of quantitative image analysis of subject organ iron and fat concentration
- Standardised MRI scanner verification across trial sites + different scanner makes + models

FY2021 Operating Revenue

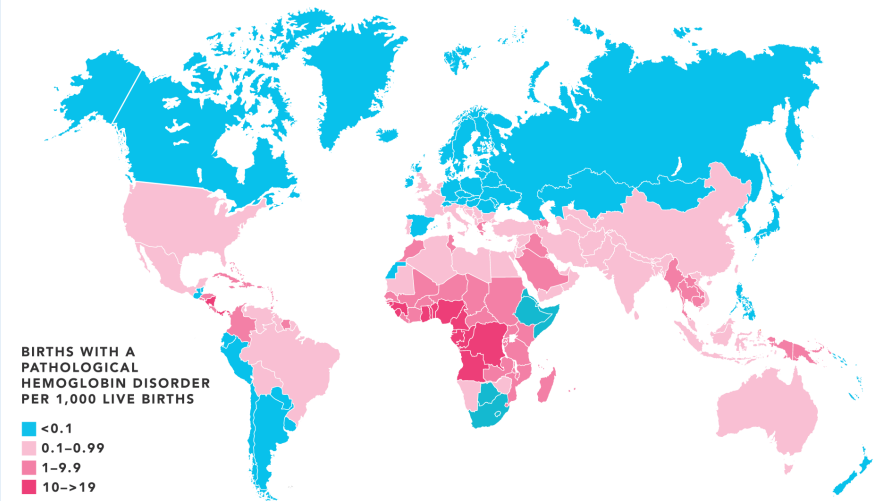


KEY DISEASE MARKETS WE ADDRESS

IRON OVERLOAD DISEASES

- Incurable, life-long, inherited diseases that drastically affect quality and duration of life including thalassaemia, sickle-cell anaemia, + haemochromatosis
- Iron overload greatly increases the risk of liver disease (cirrhosis and cancer), heart arrhythmia and failure, diabetes, metabolic syndrome, and may lead to premature death
- Treatments are available to manage iron overload e.g. chelation therapies + venesection (our devices are a companion diagnostic)
- Accurate, standardized, life-long monitoring of patient organ iron concentration is essential for effective disease treatment & management

Global Haemoglobin Disorder Prevalence



- 250m gene carriers of haemoglobin diseases
- 400,000 infants born each year with major haemoglobin disease

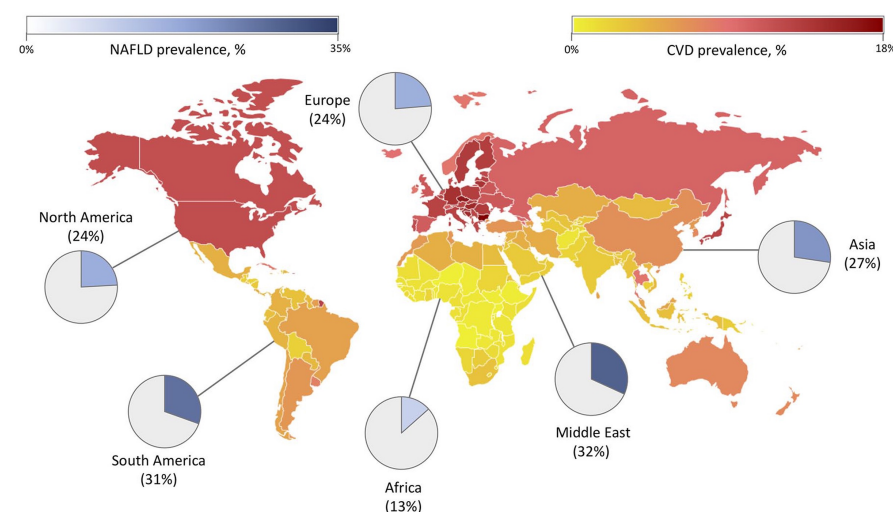
Source: World Distribution, Population Genetics, and Health Burden of the Hemoglobinopathies, Thomas N. Williams and David J. Weatherall, Cold Spring Harb Perspect Med 2012;2:a011692

KEY DISEASE MARKETS WE ADDRESS

NON-ALCOHOLIC FATTY LIVER DISEASES (NAFLD)

- Build-up of excess fat in liver cells, causes liver damage + leads to NASH (non-alcoholic steatohepatitis), cirrhosis + liver cancer
- Associated conditions include obesity, type-two diabetes, metabolic syndrome and increased risk of heart disease and stroke
- "Lean NAFLD" (metabolically obese/normal weight) estimated to afflict 5% of the Western population – challenging to diagnose
- Currently no approved pharmaceutical treatments specifically for NAFLD – active research and clinical trial focus for pharma

Global NAFLD and Cardiovascular Disease Prevalence



- Est 1 billion people worldwide have fatty liver disease
- Cardiovascular disease (CVD) is the leading contributory cause of death in subjects with NAFLD
- Majority of NAFLD patients have metabolic comorbidities such as diabetes, obesity and dyslipidemia

Source: Nonalcoholic fatty liver disease and cardiovascular diseases phenotypes, Giandomenico Bisaccia et al, SAGE Open Medicine Volume 8: 1-15, 21 May 2020

PRODUCTS & SERVICES – CORE LAB SERVICES

- Software-assisted MRI iron and fat quantification devices + services
- Quality controlled core-lab services by trained engineers + physicists
- Non-invasive, accurate, regulatory cleared medical devices (SaMD)
- FerriScan + Cardiac T2* reimbursable in some key markets



- Liver-iron concentration (LIC) measurement
- Internationally recognized as gold standard in LIC measurement
- > 63,000 patient FerriScan analyses completed since launch



- Heart-iron concentration measurement
- Companion to FerriScan for monitoring iron overload disorder



- Volume fraction of fat (VLFF) in liver tissue measurement

PRODUCTS & SERVICES – ARTIFICIAL INTELLIGENCE

- 3 x regulatory cleared AI devices
- Trained + validated against proven core-lab devices
- Highly scalable, rapid turnaround time, + low delivery cost
- LiverSmart CPT codes confirmed – on pathway to reimbursement in USA



- Automated AI product for MRI calculation of LIC
- Trained + validated against FerriScan for regulatory clearance



- Automated AI product for MRI calculation of liver fat
- Provides two fat fraction measurements (volumetric + proton density)
- Provides a steatosis grade and a liver-fat distribution map



- Multi-parametric liver iron and liver fat calculations
- Combined into single report + requires only one MRI appointment

REVENUE GROWTH PATHWAYS

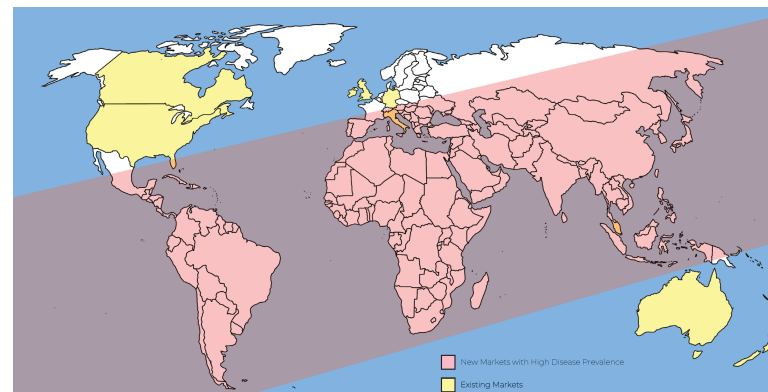
Grow patient diagnostic service volumes

- Extensive + growing disease prevalence
- Growing global patient accessibility to MRI
- Disease treatments becoming more affordable
- KOL + disease advocacy group partnerships
- Channel partner distribution agreements in place
- Customer database of 76,000 patient analyses
- Used in ~433 hospitals + centres globally
- Cross-sell, up-sell + add-on opportunities
- Leveraging scalability of new AI devices

Grow clinical trial service contracts

- Currently contracted for 10 multi-year clinical trials
- Recent clinical trial win for Chinese pharma co
- Providing liver fat analysis for Australian NASH trial
- Active BD pipeline for upcoming clinical trials

Disease Prevalence & Current Client Markets



- >80% of patients with iron overload diseases and fatty liver diseases are in new markets
- 11 sales staff/consultants engaged in Australia, India, UK, USA, Germany, and South-East Asia

DEVICE ENHANCEMENTS & DEVELOPMENT

- Commitment to ongoing enhancement of existing devices + services
- Objective is to ensure customer retention + drive new market penetration
- Market-led development of new imaging-based devices + services

CURRENT DEVICE ENANCEMENT

- 3 Tesla MRI machine validation - increasing prevalence despite high cost
- Shorter MRI image protocol, reducing in-MRI patient time from 9 min to 1.5 min

NEW IMAGE ANALYSIS DEVICES

- Further iron overload AI product development – Cardiac T2* AI
- Standardised MRI liver fibrosis (scarring) calculation – precursor to liver cirrhosis and advanced liver diseases inc cancer

OPERATING PERFORMANCE & CASH BALANCE

- Consistent revenue evidences the engrained market position of devices
- H1 FY22 EBITDA reflects commitment to expand sales + marketing capability to drive market penetration + growth, and non-capitalized R&D expenditure
- Ongoing commitment to R&D to improve devices + services is reflected in capex + tax incentive refund

	H1 FY2022	FY2021	FY2020
Operating Revenue	\$1.88M	\$3.78M	\$3.67M
Operating EBITDA (ex share-based payments)	(\$0.44M)	\$0.74M	\$1.24M
Capex	\$0.44M	\$0.40M	\$0.25M
R&D Tax Incentive Reimbursement 2022 (pending receipt)	\$0.43M	\$0.24M	\$0.24M
Net cash @ 31-12-2021	\$7.83m		

OUR STRENGTHS & OPPORTUNITIES

STRENGTHS

- Gold standard reg-cleared medical devices and services
- Globally-recognised technical analysis + delivery capabilities
- Scalability of newly cleared AI devices
- Clinical trial service delivery track record
- Strong revenue, cashflow + cash
- Established reimbursement in major markets

OPPORTUNITIES

- Large, growing, underserved, accessible diagnostics markets
- Iron overload + fatty liver disease are active areas for clinical trials
- Key disease treatments now off-label
- Defined product enhancement and development roadmap
- Compelling reimbursement pathways

CORPORATE INFORMATION

Shareholder Information

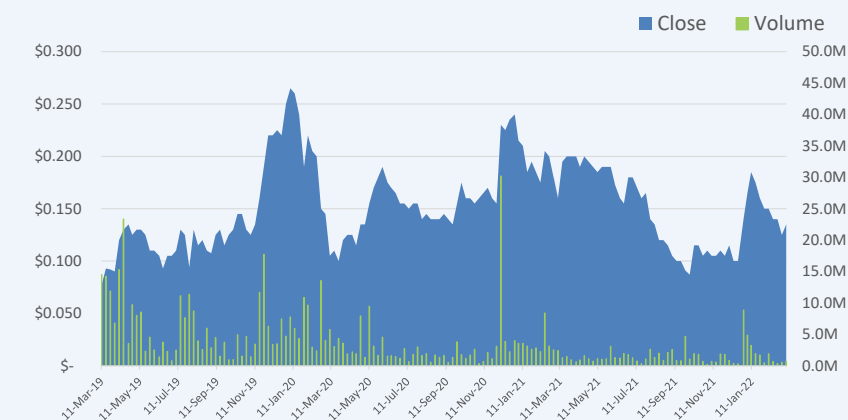
ASX Code:	RHT
Ordinary shares on Issue:	461.1M
Market Cap (at SP \$0.135)	\$62.2M
Enterprise Value	\$54.4M
Top 20 Shareholders	50.2%
Board & Management Holding	20.3%

Other Securities on Issue

Unlisted Directors Options:

Ex price \$0.15 exp 28.11.22	4,000,000
Ex price \$0.175 exp 28.11.22	4,000,000
Ex price \$0.20 exp 28.11.22	4,000,000

Share Price & Volume History



BOARD & SENIOR EXECUTIVES

Dr Martin Blake	Non-Exec Chairman	Practicing radiologist and nuclear medicine specialist Previously Chair of Perth Radiological Clinic from 2009-21 Graduated from the University of Melbourne – Melbourne Business School
Mr Simon Panton	Non-Exec Director	Major shareholder of Resonance Health since 2008 and joined the board in 2009. Previous Non-Executive Director of 4DS Ltd (ASX:4DS)
Dr Travis Baroni	Non-Exec Director	Broad experience across industrial research, innovation and commercialisation of technology, asset valuations, and investment banking services in a large company setting as well as being an active investor in early-stage investments
Mr Mitchell Wells	Managing Director	Experienced senior executive and a qualified lawyer with commercial and legal experience in Australia, the US and the UK; previously a director and executive of listed-public and private companies including ASX and Nasdaq listed companies
Mr Nick Allan	COO/CFO & Co Sec	Chartered Accountant with over 25 years experience in commerce, corporate finance, accounting, information technology, corporate advisory and public practice
Dr Wenjie Pang	Chief Scientific Officer	PhD in Physics (UWA and University of Colorado), over 30 years experience in medical imaging research and development and service delivery
Prof John Olynyk	Chief Medical Officer	Consultant Hepatologist, Fiona Stanley Hospital; internationally recognised leader in liver-related disease including iron-metabolism disorders, liver cancer and fatty liver disease

DISCLAIMER

This presentation has been prepared by Resonance Health Ltd (“Resonance Health” or “Company”) and may contain forward-looking statements that are based on current expectations and beliefs and are subject to numerous factors and uncertainties that could cause actual results to differ materially from those described. Forward looking statements contained in this presentation may include statements about future financial and operating results, status of regulatory submissions, possible or assumed future growth opportunities and risks and uncertainties that could affect Resonance Health’s products and services.

These forward-looking statements are not guarantees of future performance, involve certain risks, uncertainties and assumptions that are difficult to predict, and are based upon assumptions as to future events that may prove inaccurate. Actual outcomes and results may differ materially from what is expressed in any forward-looking statement in which Resonance Health expresses an expectation or belief as to future results. There can be no assurance that the statement or expectation or belief will result or be achieved or accomplished. Resonance Health will not update forward-looking statements unless required by law.

This presentation does not constitute or form part of an offer of securities or a solicitation of invitation to buy or apply for securities, nor may it or any part of it form the basis of or be relied on in any connection with any contract or commitment. The information in this presentation does not take into account the objectives, financial situation or individual needs of any person. Nothing contained in this presentation constitutes investment, legal, tax, or other advice. Potential investors should make their own decisions whether to invest in Resonance Health shares based on their own enquiries and are advised to seek appropriate independent advice. This presentation does not, and does not purport to, contain all the information prospective investors in Resonance Health would desire or require in reaching an investment decision.

To the maximum extent possible by law, none of Resonance Health, their officers, directors, employees, associates, or agents, nor any other person’s accepts any liability for any loss, claim, damages, costs or expenses of whatever nature (whether or not foreseeable), including, without limitation, any liability arising from fault or negligence on the part of any of them or any other person, for any loss arising from the use of this presentation or its contents or otherwise arising in connection with it or any error or omissions in it.