



RedRiver

RESOURCES LIMITED

MACQUARIE

MINING IN MELBOURNE FORUM

June 2019

DISCLAIMER & COMPLIANCE STATEMENTS

The information contained in this presentation should be read in conjunction with and subject to the cautionary statements contained on this page and the statements contained in and referred to elsewhere in this presentation, including the competent persons statements referred to on slide 17 and the ASX announcements to which this presentation refers.

Forward Looking Statements

This presentation may contain forward looking statements that are subject to risk factors associated with the mining and resources industry. It is believed that the expectations reflected in these statements are reasonable, but they may be affected by a range of variables which could cause actual results or trends to differ materially, including but not limited to: price fluctuations, actual demand, currency fluctuations, geotechnical factors, drilling and exploration results, development progress, operating results, engineering estimates, reserve estimates, loss of market, industry competition, environmental risks, physical risks, legislative, fiscal and regulatory developments, economic and financial markets conditions in various countries, approvals and cost estimates

CORPORATE OVERVIEW

CAPITAL STRUCTURE

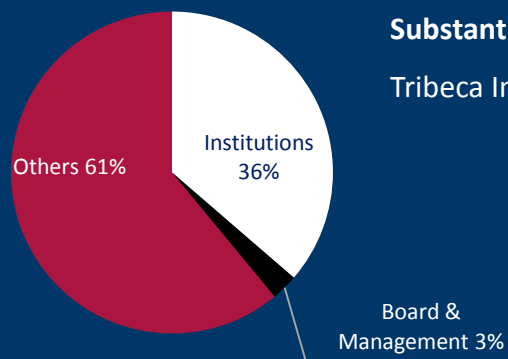
Current Share Price	A\$	\$0.17
Shares on Issue	#	489.9 million
Options on Issue ¹	#	9.35 million
Market Capitalisation	A\$	\$83 million
Cash ²	A\$	\$21.2 million
Debt	A\$	Nil

9.35 million options on issue with a volume weighted average exercise price of 25.7cps
Cash balance as at 31 March 2019

SHARE OWNERSHIP

Substantial Shareholders

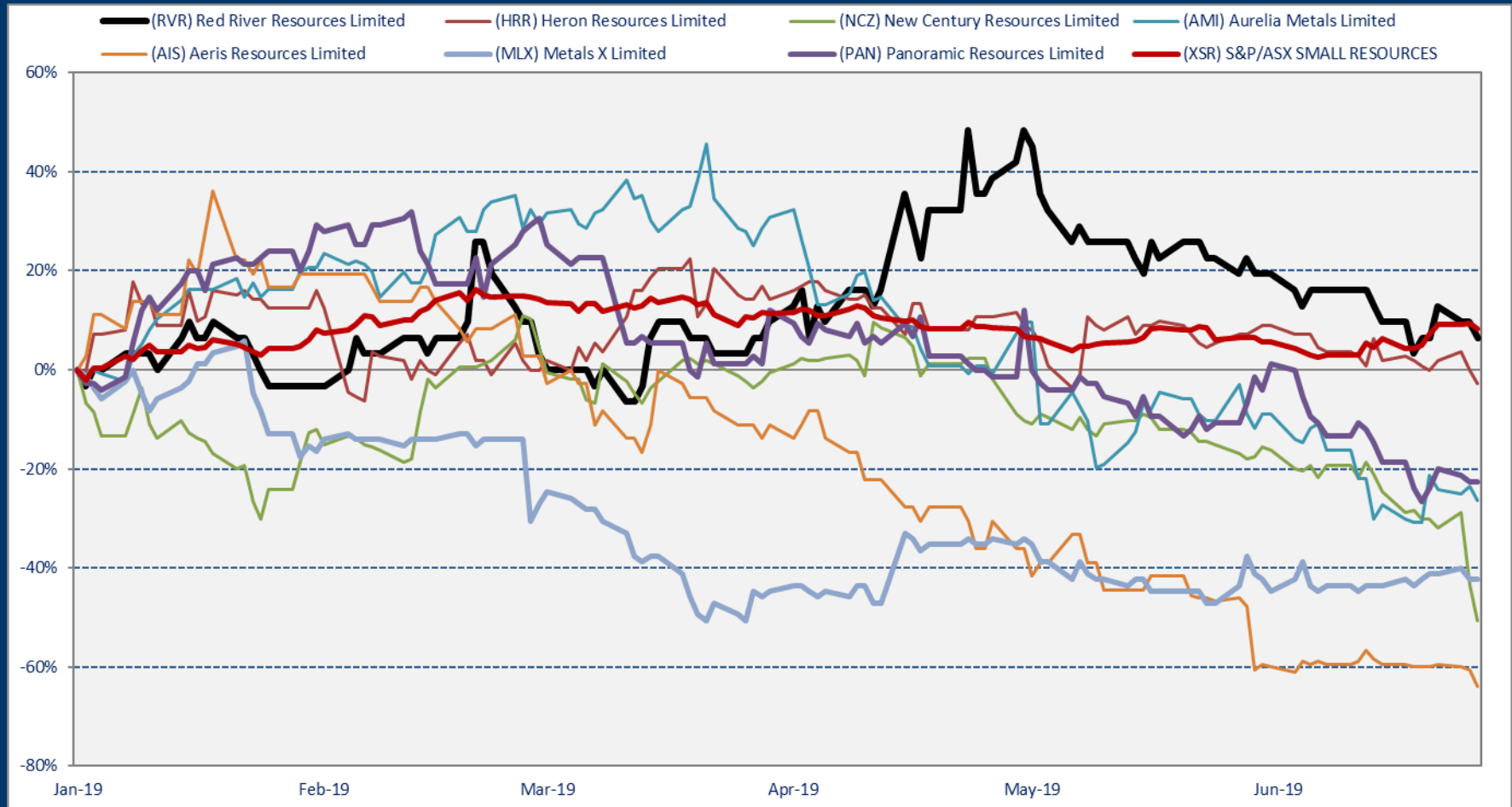
Tibeca Investment Partners 7.3%

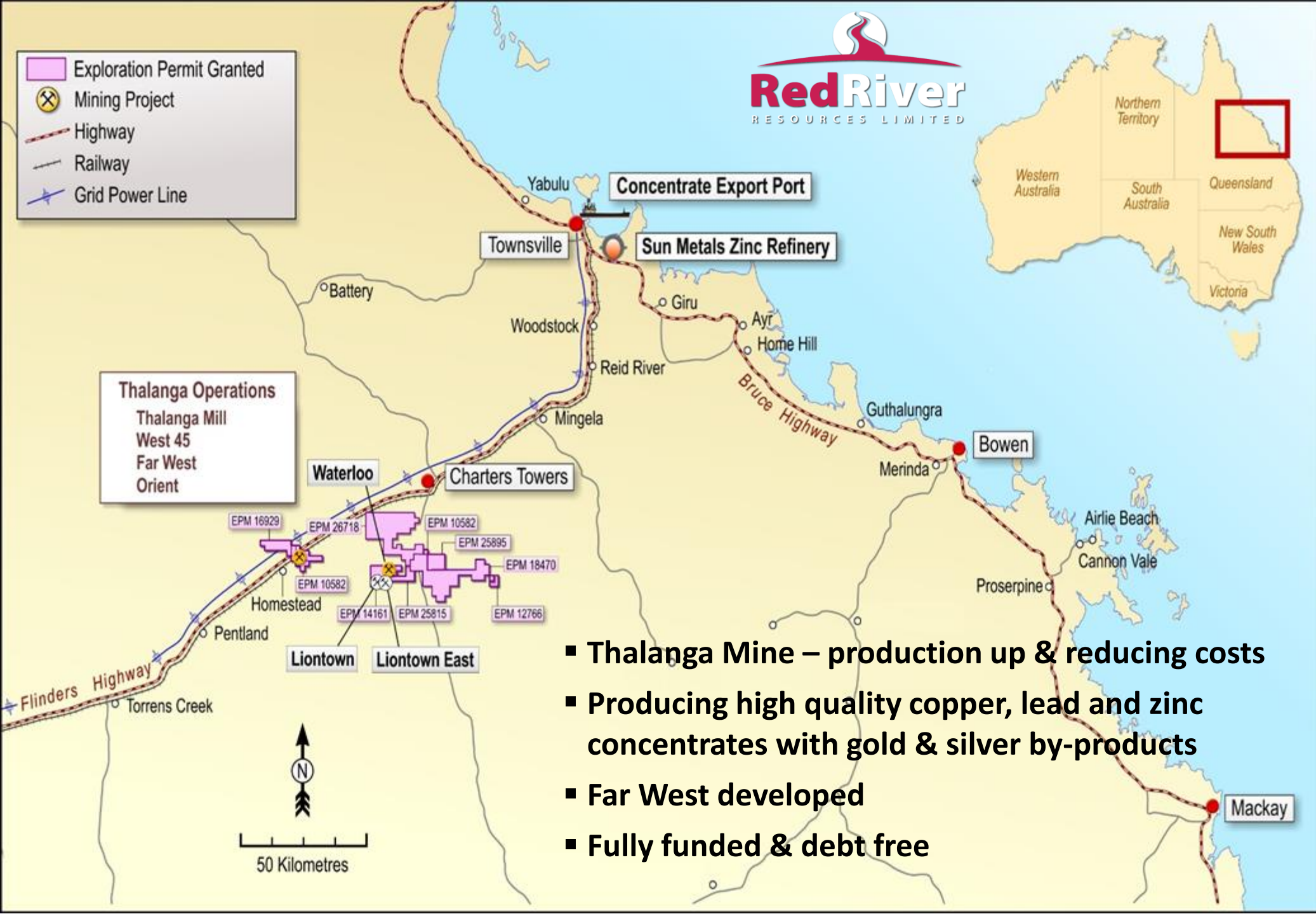
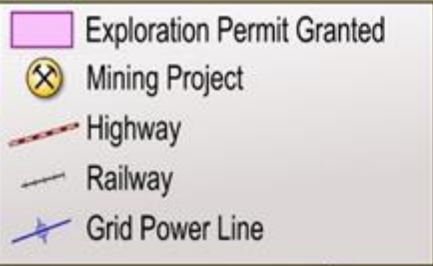


BOARD & SENIOR MANAGEMENT

BRETT FLETCHER	Non Executive Chairman (Mining Engineer)
MEL PALANCIAN	Managing Director (Mining Engineer)
DONALD GARNER	Executive Director (Geologist/Corporate Finance)
MARK HANLON	Non-Executive Director (Finance & Commercial)
ROD LOVELADY	Chief Financial Officer (Finance & Commercial)
CAMERON BODLEY	Company Secretary
KARL SPALECK	Thalanga GM (Metallurgist)

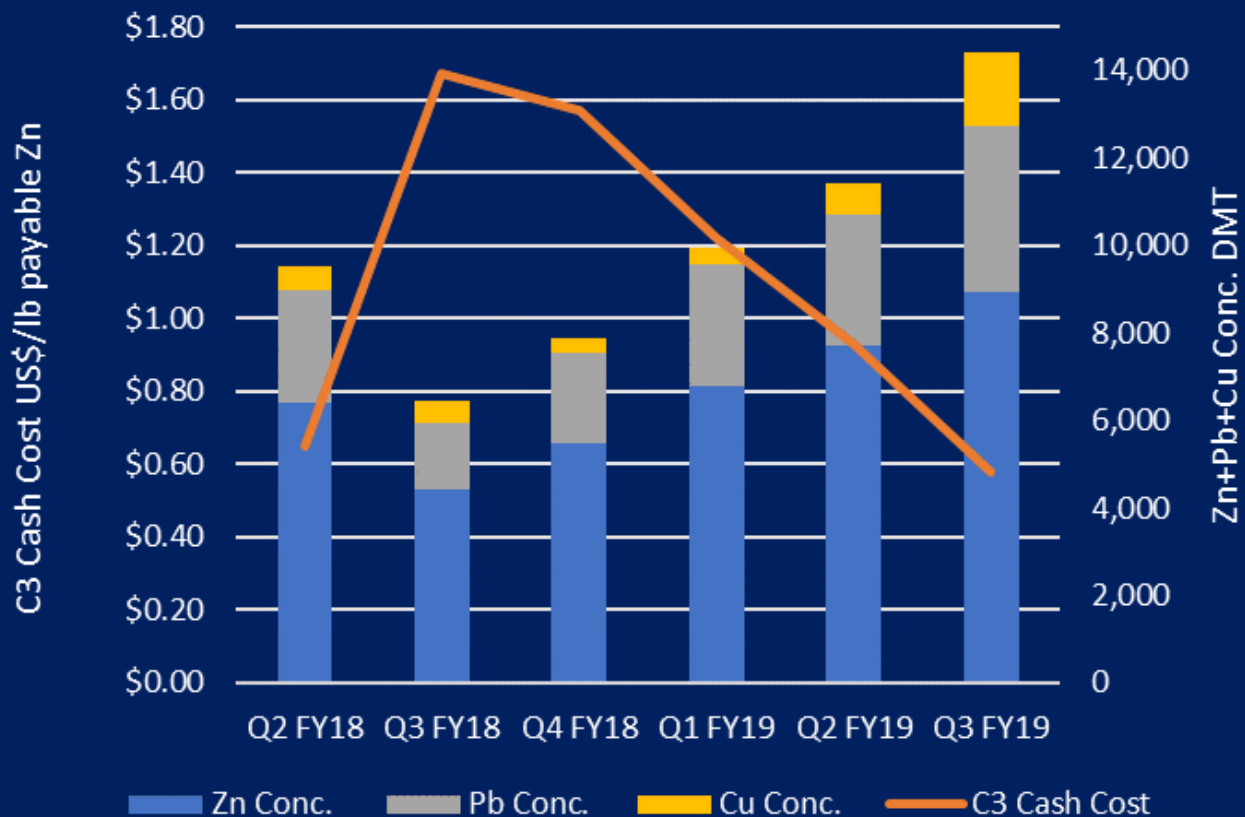
YTD SHARE PRICE PERFORMANCE





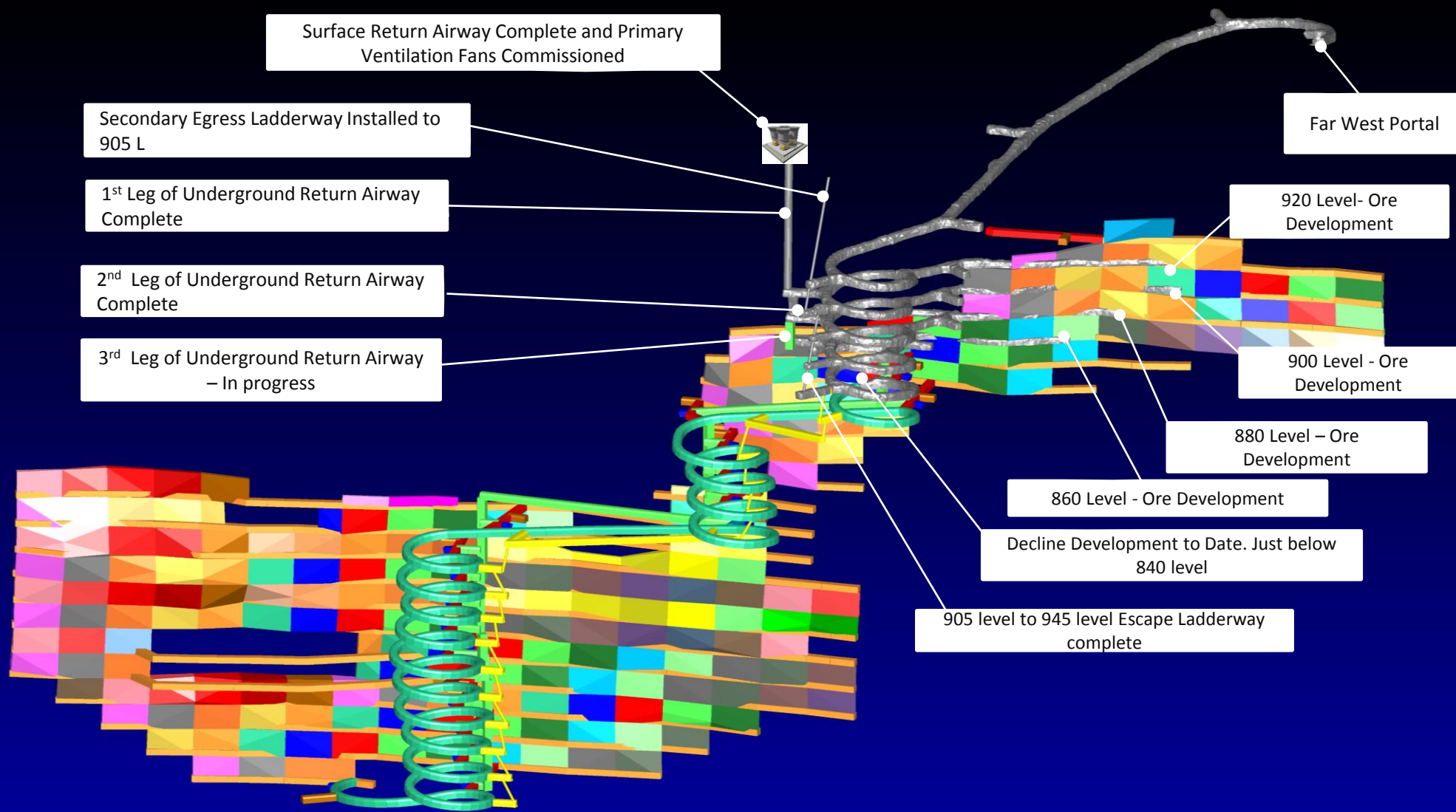
- Thalanga Mine – production up & reducing costs
- Producing high quality copper, lead and zinc concentrates with gold & silver by-products
- Far West developed
- Fully funded & debt free

PRODUCTION RAMPING UP & COSTS FALLING

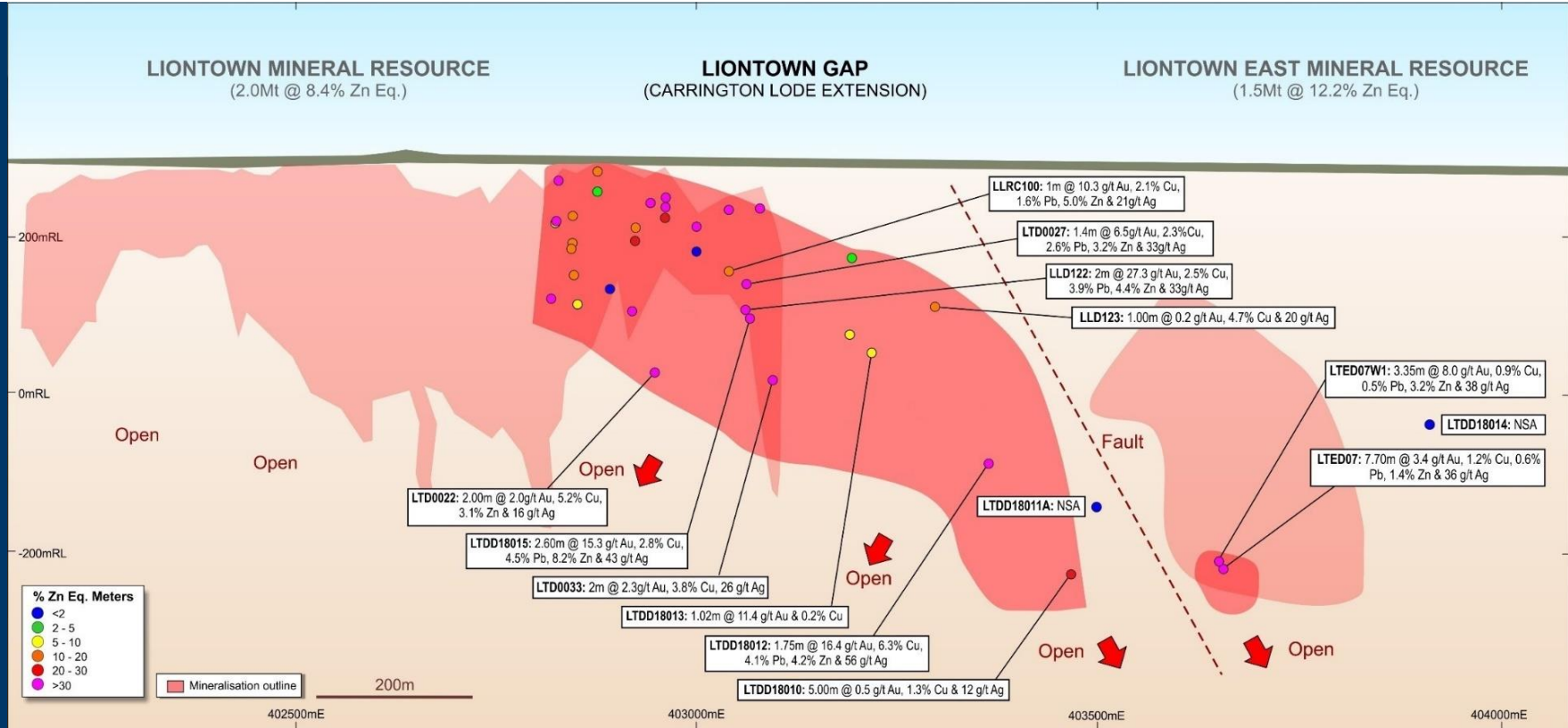


- Q3 FY19 – Record Production
- 9kt of ore mined at Far West
- 97kt of ore mined at West 45
- Record plant throughput of 109kt
- Record concentrate production
 - Zinc concentrate: 8,952 tonnes
 - Lead concentrate: 3,763 tonnes
 - Copper concentrate: 1,694 tonnes

FAR WEST – PROGRESS TO DATE



LIONTOWN PROJECT – GETTING BIGGER



- Maiden Lontown East Mineral Resource of 1.5Mt @ 12.2% Zn Eq.
- Lontown Project Mineral Resource of 3.6Mt @ 10.0% Zn Eq.
- Copper-Gold rich mineralisation discovered in the GAP; system open at strike and depth

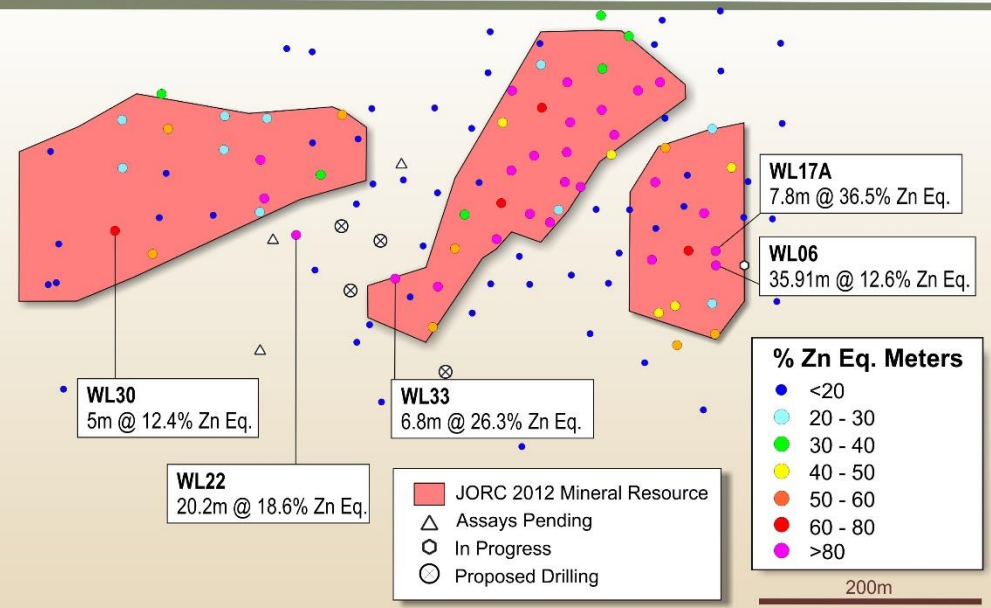
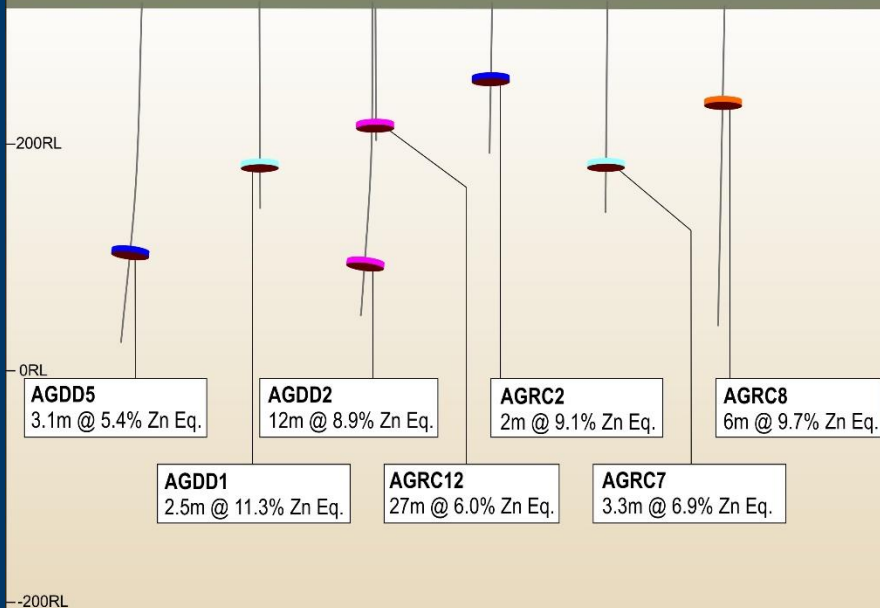
WATERLOO

AGINCOURT PROSPECT

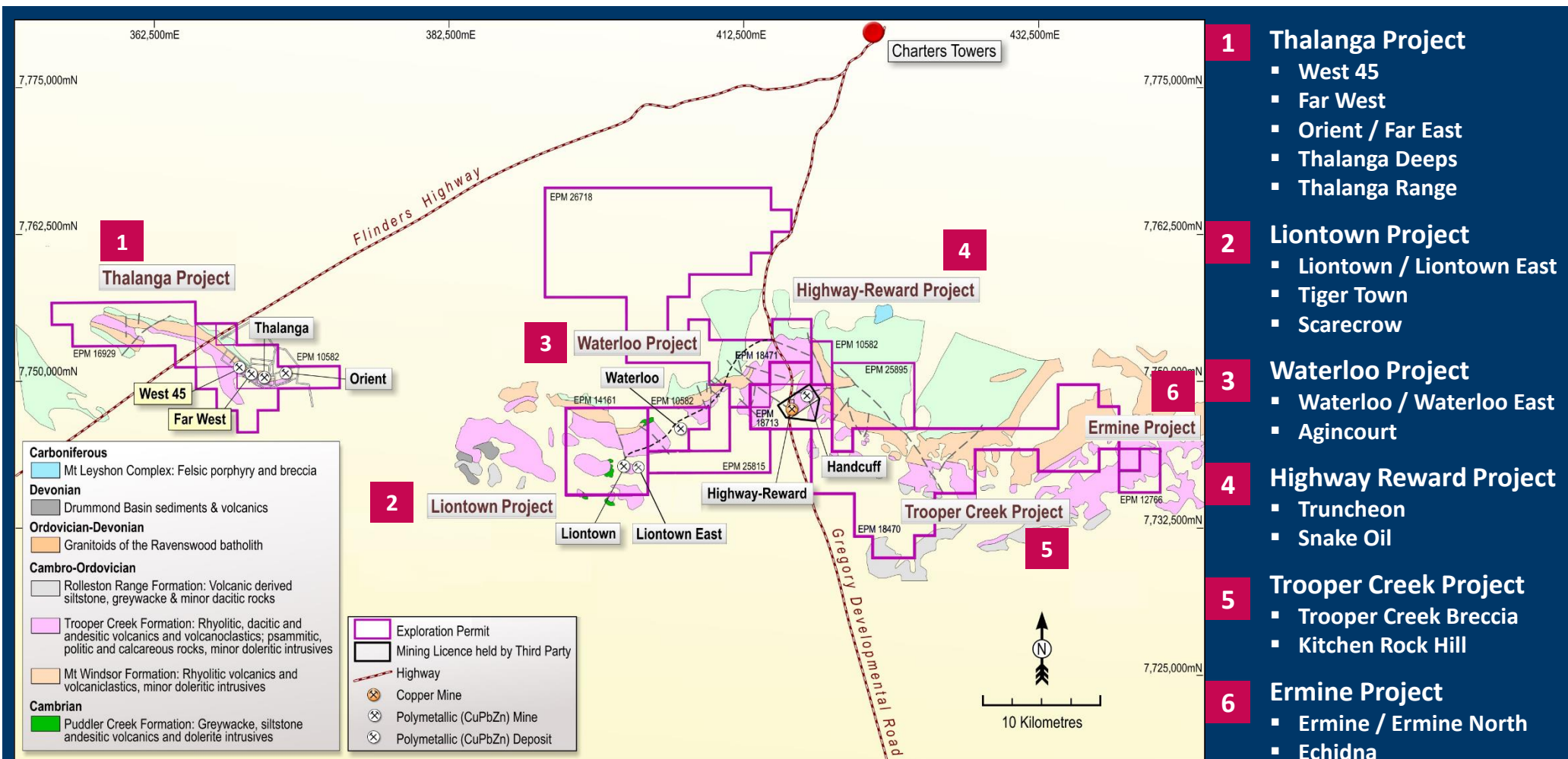
WATERLOO MINERAL RESOURCE

(0.7Mt @ 19.1% Zn Eq.)

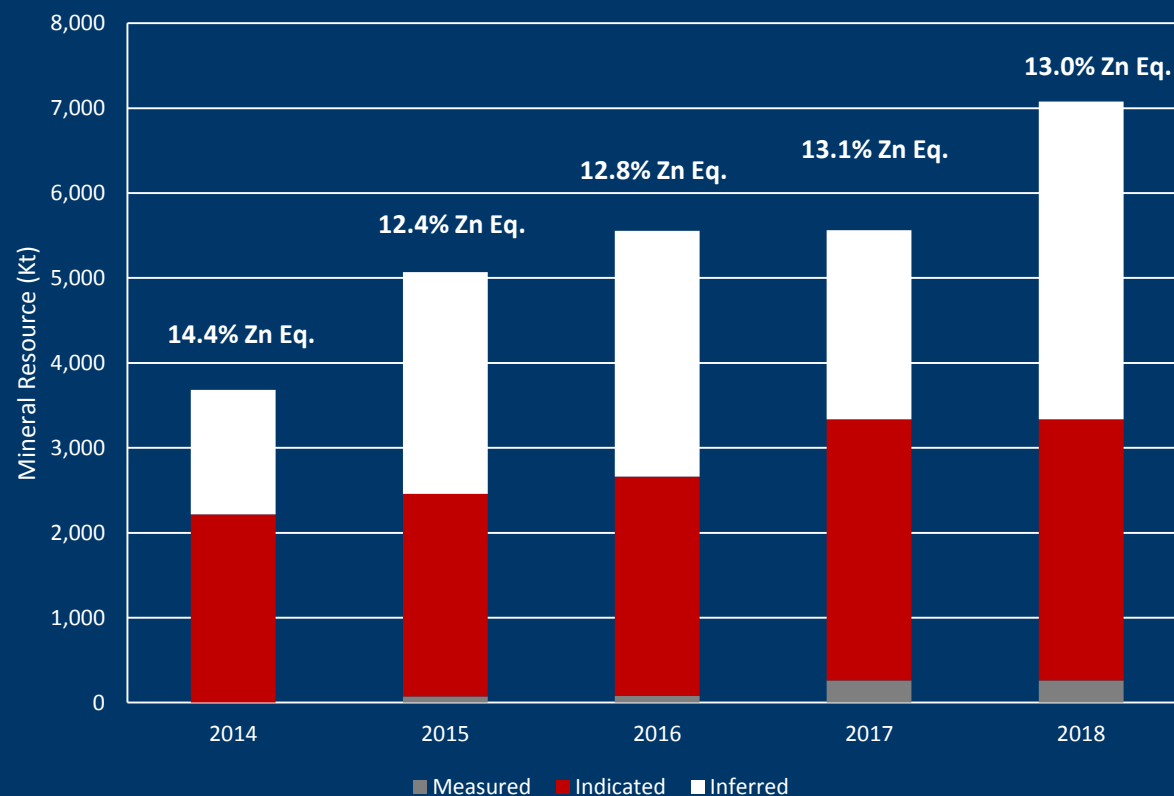
Waterloo Deposit
Long Section



OUTSTANDING HIGH GRADE VHMS REGIONAL POTENTIAL



GROWING THE MINERAL RESOURCE BASE



- Thalanga Mineral Resource has grown by 92% since acquisition in 2014
- Discovery cost to date of \$3.45/t of Mineral Resource
- Driven by exploration success – West 45, Far West and Liontown East

OUTSTANDING EXPLORATION PIPELINE



Prosperity Through Lean & Clever Resource Development

1

PRODUCE

- ASX-listed zinc, lead & copper producer with significant gold and silver credits
- Fully funded & debt free
- Thalanga Operation, Queensland restarted on time and under budget

2

DEVELOP

- Far West on track to start full production in 2019
- Doubled Mineral Resources in 3.5 years & discovered Liontown East

GROW

3

- Increase production profile - West 45 & Far West
- All Mineral Resources are open at depth and/or along strike
- Control 600km² of a highly productive and prospective VHMS District
- Numerous targets identified and scheduled for drill testing
- Grow RVR beyond Thalanga

A large crane stands prominently in the center of the frame, its long boom reaching towards the top of the image. The scene is set at sunset, with the sun low on the right horizon, casting a warm, golden glow across the sky and the ground. The sky transitions from a deep blue at the top to a bright orange near the horizon. In the background, there are silhouettes of trees and a hill. The foreground is dark and appears to be a construction site with some equipment and materials visible. The overall mood is serene yet industrious.

For further information please visit Red River's website or contact:

Mel Palancian
Managing Director
mpalancian@redriverresources.com.au
D: +61 3 9017 5380

Nathan Ryan
NWR Communications
nathan.ryan@nwrcommunications.com.au
M: +61 420 582 887

THALANGA OPERATIONS ORE RESERVE STATEMENT

THALANGA OPERATIONS ORE RESERVES								
	Classification	Tonnage (kt)	Cu (%)	Pb (%)	Zn (%)	Au (g/t)	Ag (g/t)	Zn Eq. (%) ⁽³⁾
WEST 45 ⁽¹⁾	Proved	101	0.3	2.0	4.6	0.3	38	8.4
	Probable	466	0.4	3.0	6.8	0.3	56	12.4
	Total	567	0.4	2.8	6.4	0.3	53	11.6
FAR WEST ⁽²⁾	Proved	48	1.3	1.0	4.4	0.0	27	10.1
	Probable	1,486	1.3	1.6	5.0	0.2	46	12.1
	Total	1,534	1.3	1.6	5.0	0.2	45	12.0
TOTAL ORE RESERVES								
THALANGA OPERATIONS	Proved	149	0.6	1.7	4.8	0.2	34	8.9
	Probable	1,952	1.1	1.9	5.4	0.2	48	12.2
	Total	2,101	1.1	1.9	5.4	0.2	47	11.9

(1) Refer to ASX Announcement dated 20 December 2017 "Red River extends mine life at West 45"

(2) Refer to ASX Announcement dated 21 November 2017 "Far West Reserve and Resource Update Extends Mine Life" and supplementary release dated 4 December 2017

(3) Zinc equivalent (Zn Eq.) has been calculated using the metal selling prices, recoveries and other assumptions contained pages 15 & 16 of this presentation.

It is Red River's opinion that all elements included in the metal equivalent calculation have a reasonable potential to be recovered and sold.

Table subject to rounding errors, Please refer to Competent Persons Statements for appropriate Competent Persons Statement

THALANGA OPERATIONS MINERAL RESOURCE STATEMENT

THALANGA OPERATIONS MINERAL RESOURCES								
	Classification	Tonnage (kt)	Cu (%)	Pb (%)	Zn (%)	Au (g/t)	Ag (g/t)	Zn Eq. (%) ⁽⁶⁾
WEST 45 ⁽¹⁾	Measured	210	0.8	5.5	11.9	0.5	122	22.4
	Indicated	312	0.4	2.7	6.7	0.2	45	11.7
	Inferred	60	0.5	2.4	5.0	0.3	51	10.0
	Total	582	0.6	3.7	8.4	0.3	73	15.4
FAR WEST ⁽²⁾	Measured	52	1.4	1.3	5.3	0.0	32	12.0
	Indicated	1,491	1.7	2.2	6.6	0.2	61	15.7
	Inferred	150	1.4	2.3	6.5	0.1	53	14.6
	Total	1,693	1.6	2.1	6.5	0.2	59	15.5
ORIENT ⁽³⁾	Measured	-	-	-	-	-	-	-
	Indicated	496	0.9	1.8	7.7	0.2	44	13.4
	Inferred	44	0.8	1.8	10.9	0.2	46	16.2
	Total	540	0.9	1.8	7.9	0.2	44	13.6
WATERLOO ⁽⁴⁾	Measured	-	-	-	-	-	-	-
	Indicated	406	2.7	2.1	13.4	1.4	68	24.6
	Inferred	301	0.9	0.9	7.9	0.4	27	11.8
	Total	707	1.9	1.6	11.0	0.9	50	19.1
LIONTOWN ⁽⁵⁾	Measured	-	-	-	-	-	-	-
	Indicated	367	0.5	1.8	4.6	1.3	21	8.3
	Inferred	3,185	0.5	2.0	5.9	0.7	28	10.2
	Total	3,553	0.5	2.0	5.7	0.8	27	10.0
TOTAL MINERAL RESOURCES AT THE THALANGA OPERATIONS (WEST 45 + THALANGA FAR WEST + ORIENT + WATERLOO + LIONTOWN)								
THALANGA PROJECT	Measured	262	0.9	4.7	10.6	0.4	104	20.3
	Indicated	3,072	1.4	2.1	7.4	0.5	53	15.2
	Inferred	3,741	0.6	1.9	6.1	0.7	29	10.6
	Total	7,075	0.9	2.1	6.8	0.6	42	13.0

(1) Refer to ASX Announcement 20 December 2017 "Red River extends mine life at West 45"

(2) Refer to ASX Announcement 21 November 2017 "Far West Reserve and Resource Update Extends Mine Life" and supplementary release dated 4 December 2017

(3) Refer to ASX Announcement 11 February 2015 "Thalanga Project – Updated Mineral Resource Estimate"

(4) Refer to ASX Announcement 24 April 2015 "Waterloo Deposit – Updated Mineral Resource Estimate"

(5) Refer to ASX Announcement 24 June 2015 "Liontown Deposit JORC 2012 Resource Estimate" & 18 July 2018 "Maiden Liontown East Mineral Resource"

(6) Zinc equivalent (Zn Eq.) has been calculated using the metal selling prices, recoveries and other assumptions contained pages 15 & 16 of this presentation.

It is Red River's opinion that all elements included in the metal equivalent calculation have a reasonable potential to be recovered and sold.

Table subject to rounding errors, Please refer to Competent Persons Statements for appropriate Competent Persons Statement

ZINC EQUIVALENT CALCULATION FACTORS

ZINC EQUIVALENT CALCULATION

The net smelter return zinc equivalent (Zn Eq.) calculation adjusts individual grades for all metals included in the metal equivalent calculation applying the following modifying factors: metallurgical recoveries, payability factors (concentrate treatment charges, refining charges, metal payment terms, net smelter return royalties and logistic costs) and metal prices in generating a zinc equivalent value for copper (Cu), lead (Pb), zinc (Zn), gold (Au) and silver (Ag).

Red River has selected to report on a zinc equivalent basis, as zinc is the metal that contributes the most to the net smelter return zinc equivalent (Zn Eq.) calculation. It is the view of Red River Resources that all the metals used in the Zn Eq. formula are expected to be recovered and sold.

Where: **Metallurgical Recoveries** are derived from historical metallurgical recoveries from test work carried out at the respective deposits. The Metallurgical Recovery for each metal is shown below in Table 1. **Metal Prices and Foreign Exchange** assumptions are set as per internal Red River price forecasts and are shown below in Table 1.

TABLE 1 METALLURGICAL RECOVERIES AND METAL PRICES

FX Rate: A\$0.85:US\$1			West 45, Thalanga Far West, Orient & Liontown (Fresh Resource)	Waterloo (Fresh Resource)	Waterloo (Transition Resource)
METAL	PRICE	UNITS	RECOVERIES	RECOVERIES	RECOVERIES
Copper	US\$/lb	US\$3.00	80%	80%	58%
Lead	US\$/lb	US\$0.90	70%	70%	0%
Zinc	US\$/lb	US\$1.00	88%	88%	76%
Gold	US\$/oz	US\$1,200	15%	50%	30%
Silver	US\$/oz	US\$17.00	65%	65%	58%

Payable Metal Factors are calculated for each metal and make allowance for concentrate treatment charges, transport losses, refining charges, metal payment terms and logistic costs. It is the view of Red River that three separate saleable base metal concentrates will be produced at Thalanga. Payable metal factors are detailed below in Table 2.

ZINC EQUIVALENT CALCULATION FACTORS

TABLE 2 PAYABLE METAL FACTOR

Copper	Copper concentrate treatment charges, copper metal refining charges, copper metal payment terms (in copper concentrate), logistic costs and net smelter return royalties
Lead	Lead concentrate treatment charges, lead metal payment terms (in lead concentrate), logistic costs and net smelter return royalties
Zinc	Zinc concentrate treatment charges, zinc metal payment terms (in zinc concentrate), logistic costs and net smelter return royalties
Gold	Gold metal payment terms (in copper and lead concentrates), gold refining charges and net smelter return royalties
Silver	Silver metal payment terms (in copper, lead and zinc concentrates), silver refining charges and net smelter return royalties

The zinc equivalent grade is calculated as per the following formula:

$$\text{Zn Eq.} = (\text{Zn\%} * \text{ZnMEF}) + (\text{Cu\%} * \text{CuMEF}) + (\text{Pb\%} * \text{PbMEF}) + (\text{Au ppm} * \text{AuMEF}) + (\text{Ag ppm} * \text{AgMEF})$$

The following metal equivalent factors used in the zinc equivalent grade calculation has been derived from metal price x Metallurgical Recovery x Payable Metal Factor, and have then been adjusted relative to zinc (where zinc metal equivalent factor = 1).

TABLE 3 METAL EQUIVALENT FACTOR (MEF)

Resource	Copper (CuMEF)	Lead (PbMEF)	Zinc (ZnMEF)	Gold (AuMEF)	Silver (AgMEF)
West 45, Thalanga Far West, Orient & Lontown (Fresh)	3.3	0.9	1.0	0.5	0.025
Waterloo (Fresh)	3.4	0.75	1	0.5	0.025
Waterloo (Transition)	2.5	0.0	0.84	0.4	0.01

COMPETENT PERSONS STATEMENTS

Liontown East Mineral Resource

The information in this report that relates to the estimation and reporting of the Liontown East Mineral Resource is based on and fairly represents, information and supporting documentation compiled by Mr Peter Carolan who is a Member of The Australasian Institute of Mining and Metallurgy and a full time employee of Red River Resources Ltd.

Mr Carolan has sufficient experience relevant to the style of mineralisation and type of deposit under consideration and to the activity which he is undertaking to qualify as a Competent Person as defined in the 2012 Edition of the 'Australasian Code for Reporting of Exploration Results, Mineral Resources and Ore Reserves'. Mr Carolan consents to the inclusion in the report of the matters based on the information in the form and context in which it appears. The information in this report that relates to database compilation, geological interpretation and mineralisation wireframing, project parameters and costs and overall supervision and direction of the Liontown East Mineral Resource estimation is based on and fairly represents, information and supporting documentation compiled under the overall supervision and direction of Mr Carolan.

Far West, West 45, Orient, Waterloo and Liontown Mineral Resources

The information in this report that relates to the estimation and reporting of the Far West, West 45, Orient, Waterloo and Liontown Mineral Resources are based on and fairly represents, information and supporting documentation compiled by Mr Stuart Hutchin who is a Member of The Australasian Institute of Mining and Metallurgy, Member of the Australian Institute of Geoscientists and a full time employee of Mining One Consultants Pty Ltd.

Mr Hutchin has sufficient experience relevant to the style of mineralisation and type of deposit under consideration and to the activity which he is undertaking to qualify as a Competent Person as defined in the 2012 Edition of the 'Australasian Code for Reporting of Exploration Results, Mineral Resources and Ore Reserves'. Mr Hutchin consents to the inclusion in the report of the matters based on the information in the form and context in which it appears. The information in this report that relates to database compilation, geological interpretation and mineralisation wireframing, project parameters and costs and overall supervision and direction of the Liontown Mineral Resource estimation is based on and fairly represents, information and supporting documentation compiled under the overall supervision and direction of Mr Hutchin.

COMPETENT PERSONS STATEMENTS

Competent Person's Statement – Ore Reserves

The information in this report that relates to the estimation and reporting of the West 45 and Far West Ore Reserves are based on and fairly represents, information and supporting documentation compiled by Mr Mel Palancian who is a Member of The Australasian Institute of Mining and Metallurgy and a full time employee of Red River Resources.

Mr Palancian has sufficient experience relevant to the style of mineralisation and type of deposit under consideration and to the activity which he is undertaking to qualify as a Competent Person as defined in the 2012 Edition of the 'Australasian Code for Reporting of Exploration Results, Mineral Resources and Ore Reserves'.

The Company confirms that it is not aware of any new information or data that materially affects the information included in the original market announcement and that all material assumptions and technical parameters underpinning the estimates in the relevant market announcements continue to apply and have not materially changed. The Company confirms that the form and context in which the Competent Person's findings are presented have not been materially modified from the original market announcement.

Competent Person's Statement - Exploration Results

The information in this report that relates to Exploration Results is based on information compiled by Mr Steven Harper who is a member of The Australasian Institute of Mining and Metallurgy, and a full time employee of Red River Resources Ltd., and who has sufficient experience relevant to the style of mineralisation and type of deposit under consideration and to the activities being undertaken to qualify as a Competent Person as defined in the 2012 Edition of the 'Australasian Code for Reporting Exploration Results, Mineral Resources and Ore Reserves' (JORC Code).

Mr Harper consents to the inclusion in this report of the matters based on the information in the form and context in which it appears.