

*Building the pre-eminent vertically integrated **Lithium** business in Ontario, Canada*

# OPTIMISED ROOT LITHIUM PROJECT PEA HIGHLIGHTS ROBUST ECONOMICS

*Following the release of the December 2023 PEA<sup>1</sup>, and in response to lithium market dynamics, the Root Lithium Project has now been optimised within a new PEA which has strengthened the project economics.*

## Cautionary Statement

The Preliminary Economic Assessment (**PEA**) referred to in this announcement is a preliminary technical and economic study of the potential viability of developing the Root Lithium Project. The PEA referred to in this announcement is based on low level technical and preliminary economic assessments and is insufficient to support estimation of Ore Reserves or to provide assurance of an economic development case at this stage, or certainty that the conclusions of the PEA will be realised.

The PEA has been completed to a level of accuracy of  $\pm 35\%$ . It does not have the same level of detail, precision and confidence to determine technical and economic viability as a pre-feasibility study (PFS) or feasibility study (FS). Further evaluation work and appropriate studies are required before the Company will be in a position to estimate any mineral reserves or to provide any assurance of an economic development case.

Approximately 62% of the Life-of-Mine lithium production at Root is in the Indicated Mineral Resource category and 38% is in the Inferred Mineral Resource Category. The Company has concluded it has reasonable grounds for disclosing a Production Target, given that the PEA assumes that in the first 7 years of the ~10 years of processing operations, the majority of annual production is derived from the Indicated Resource category. The Inferred Mineral Resource is not the determining factor in determining the viability of the Root Lithium Project.

There is a lower level of geological confidence associated with Inferred Mineral Resources and there is no certainty that further exploration work will result in the determination of further Measured or Indicated Mineral Resources or that the Production Target or Preliminary Economic Assessment will be realised. The PEA is based on the material assumptions outlined elsewhere in this announcement. These include assumptions about the availability of funding. While the Company considers all the material assumptions to be based on reasonable grounds, there is no certainty that they will prove to be correct or that the range of outcomes indicated by the PEA will be achieved.

To achieve the potential mine development outcomes indicated in the PEA, funding in the order of US\$ 330M (C\$438) million is required for the Root Lithium Project. Investors should note that there is no certainty that the Company will be able to raise funding when needed, however the Company has concluded it has a reasonable basis for providing the forward-looking statements included in this announcement and believes that it has a "reasonable basis" to expect it will be able to fund the development of the Project based on the staged funding strategy which involves a combination of strategic partnering and strategic debt, as well as equity financing and funding from available government infrastructure funds. It is also possible that such funding may only be available on terms that may be dilutive to, or otherwise affect the value of the Company's existing shares. It is also possible that the Company could pursue other strategies to provide alternative funding options. Given the uncertainties involved, investors should not make any investment decisions based solely on the results of the PEA.

<sup>1</sup> Refer to ASX Announcement "PEA Delivers strong Economics and Mining Lease Granted" dated 7 December 2023

Building the pre-eminent vertically integrated **Lithium** business in Ontario, Canada

## HIGHLIGHTS

- **The Root Lithium Project in Ontario, Canada has been evaluated on a standalone basis and considering the recently updated Root Project MRE, revised pit optimisations and mine development options and changed lithium market conditions**

*(previous 2023 PEA results were combined with the Company's Seymour Lithium Project also in Ontario)*

- **The study confirms favourable economics across alternative mine development scenarios, including both open pit and underground mining, reinforcing Root as a viable and resilient standalone project**
- **The selected development option for the Root Lithium Project delivers:**
  - An increase in NPV to **US\$668 million**
  - A reduction in pre-production CAPEX, largely due to lower pre-stripping costs
  - Reduction in Total Material Movement (TMM)
  - Lower NPV and longer payback period due to more conservative SC5.5 pricing assumptions in early processing years
  - Significantly improved **LOM strip ratio of 8.1:1**, driven by underground development—resulting in lower mining costs that help offset reduced revenues

## PROJECT DASHBOARD



- **The Root Lithium Project underpins GT1's vertically integrated development strategy and is expected to provide long-term feed to the Company's planned Lithium Conversion facility in Thunder Bay**
- **The immediate focus for the Root project will be advancing permitting and consultation activities in parallel with the Pre-Feasibility Study (PFS)**

Green Technology Metals Limited (**ASX: GT1**)(**GT1 or the Company**), a Canadian-focused multi-asset lithium business, is pleased to announce the completion of its optimised Preliminary Economic Assessment (**PEA**) for the standalone Root Lithium Project. The updated PEA outlines a robust development pathway for the Root Project, featuring a combination

of open pit mine and underground mining methods. The processing flowsheet features a hybrid Dense Media Separation (DMS) and Flotation concentrator designed to produce 5.5% Spodumene Concentrate.

***"The completion of the optimised PEA marks a major milestone for the Root Lithium Project, confirming it as a technically and economically robust standalone operation. With a longer mine life, reduced upfront capital requirements, and strong economics, Root is well-positioned to support GT1's broader strategy of establishing a vertically integrated lithium supply chain in Ontario. This study reinforces our confidence in Root as a long-term feed source for the Thunder Bay conversion facility and highlights the project's strategic importance in the North American battery materials landscape.***

***The economic advantages of executing a project in Ontario are obvious and compelling, driven by outstanding infrastructure, government incentives and proximity to the North American EV supply chain. We remain committed to advancing our Root Lithium Project to realise our overall strategy in Ontario."***

*-GT1 Managing Director, Cameron Henry*

## Executive Summary

The Company previously completed a Preliminary Economic Assessment (PEA) in December 2023<sup>2</sup>, which assessed two overall project development scenarios:

- a) a combined mine and concentrators development at Seymour and Root, and
- b) an integrated project with a converter for battery-grade lithium hydroxide production.

The Company has now completed a standalone PEA for the Root project, that considers:

- The **updated Root Mineral Resource estimate** (MRE) of **20.1Mt @ 1.24%** (including 10.0 Mt at 1.33% Li<sub>2</sub>O in the Indicated category and 10.1 Mt at 1.13% Li<sub>2</sub>O in the Inferred category<sup>3</sup>)
- **Updated pit optimisations** for all three deposits (Root, Root Bay and McCombe) using a range of pit shells (USD \$400-\$2,000), below the USD\$2,500 pit shells used in the 2023 PEA, reflecting adjusted market conditions
- **Mine concept development options** that include open pit and underground mining developments for the Root Bay and McCombe deposits to reduce waste movements and mining costs, whilst preserving opportunities for future growth
- **Increased mining and processing inventories** adding 8 months to the operational life of the project
- **Updated SC6 Pricing forecasts** from several sources including EcoPro Innovation (GT1's strategic partner), Fastmarkets, Benchmark Mineral Intelligence and Wood Mackenzie, from which an average annual spodumene concentrate price was used for the 2030 to 2039 production period and adjusted for 5.5% Li<sub>2</sub>O spodumene concentrate (SC5.5) product
- **Updated project economics** demonstrating increased NPV by 22%

The Root Lithium Project is a cornerstone asset in GT1's vertically integrated lithium strategy and is expected to provide long-term feedstock to the Company's planned lithium conversion facility in Thunder Bay. The study highlights strong projected economics for the Project, underpinned by an extended mine and processing life, attractive capital and operating cost profiles, and a favourable low corporate tax environment. In addition to these robust fundamentals, the Project offers further upside potential through future optimisation and resource growth. The results confirm the economic viability of the project, reaffirming GT1's potential to become a significant North American producer of lithium concentrates and to progress further project studies and development efforts.

<sup>2</sup> Refer to ASX Announcement "PEA Delivers strong Economics and Mining Lease Granted" dated 7 December 2023

<sup>3</sup> Refer to ASX Announcement "Substantial Resource Increase at Root Bolsters GT1's Global Inventory to 30MT" dated 3 April 2025



## Root Project Resource Update

The standalone PEA is underpinned by the recently announced 2025 Mineral Resource Estimate, which identified **20.1Mt @ 1.24%** (including 10.0 Mt at 1.33% Li<sub>2</sub>O in the Indicated category and 10.1 Mt at 1.13% Li<sub>2</sub>O in the Inferred category.<sup>4</sup> The resource increase since the 2023 PEA supports the growth in mined and processed ore tonnes.



Figure 1: Rendered Root Project layout model showing views of processing plant, mining, and water management infrastructure

## PEA OPTIMISATIONS & MINE DEVELOPMENT OPTIONS

Three conceptual options were evaluated in relation to pit optimisation and mine development for the Root Bay and McCombe lithium deposits, summarised in :

Option	Root Bay Deposit			McCombe Deposit
	Western Zone	Central & Eastern Zone	Underground Zone	Central
1	Open Pit \$850/t shell	Open Pit \$1500/t shell	Yes, from Root Western	Open pit, \$1500/t shell
2	Open Pit \$1000/t shell	Open Pit \$1500/t shell	Yes, from Root Western	Open pit, \$1500/t shell
3	Open Pit \$1500/t shell	Open Pit \$1500/t shell	Yes, from Root Western	Open pit, \$1500/t shell

Table 1 - Mine Development Scenarios Summary

The main difference between options is the size of the initial open pit development in the Western Zone. Subsequent preliminary cashflow analysis was performed to assess incremental revenue against increasing stripping costs.

Optimisations were undertaken using the same inputs and basis as the 2023 PEA, except as noted below:

- **Pit shell optimisations:** per Table 1 above. These compared to a US\$2,500 pit shell used in the 2023 PEA for both the Root Bay & McCombe pits, which were previously only considered for Open pit development. The new shells and pit design, coupled with underground development, significantly reduce total material movement, waste placement and storage by ~70%, with significant subsequent mining cost savings.

<sup>4</sup> Refer to ASX Announcement "Substantial Resource Increase at Root Bolsters GT1's Global Inventory to 30MT" dated 3 April 2025

- Underground mining cost and development parameters are based on benchmark data from underground operations
- SC6 Pricing forecasts** assessed based on several sources including EcoPro Innovation (GT1 JV partner), Fastmarkets, Benchmark Mineral Intelligence and Wood Mackenzie, from which an average annual spodumene concentrate price was used for the production period and adjusted for 5.5% Li<sub>2</sub>O spodumene concentrate (SC5.5) product, and
- Increasing the Overall Pit Wall Angles from 52° to 54°** in line with further geotechnical logging, down hole photogrammetry and initial geotechnical study recommendations. The 2023 PEA study highlighted competent rock units from near surface to end of hole. The revised geotechnical parameters result in reduced waste removal with subsequent reduction in mining costs.

## Mine Development

Concept mine development plans and costs were prepared for each option in Table 1, with key details summarised in Table 2. Preliminary cashflow analysis was conducted to rank the mine development options and select an option as the basis for this optimised PEA.

Option	Root Bay Western	Root Bay Central & Eastern	McCombe
1	<p><b>1 Stage Open pit</b></p> <ul style="list-style-type: none"> <li>Stage 1 depth 185m, USD\$850/t shell</li> </ul> <p><b>Underground development</b></p> <ul style="list-style-type: none"> <li>Access portals at 135m and 160m depth from Stage 1 pit ramp,</li> <li>Two declines, one accessing upper zone &amp; other the main zone (profile 5.0m wide x 5.5m high)</li> </ul> <p>Declines connected with raises for initial primary vent &amp; second egress, then connected at 265m depth.</p>	<p><b>Mined together in single stage pit</b></p> <ul style="list-style-type: none"> <li>Central: pit depth 240m, USD\$1500/t shell</li> <li>Eastern: Pit depth 90m, USD\$1500/t shell</li> </ul>	<p><b>3 Stage Open Pit</b></p> <ul style="list-style-type: none"> <li>Stage 1 south west, depth 105m, USD\$1500/t shell</li> <li>Stage 2 north east, depth 50m, USD\$1500/t shell</li> <li>Stage 3 central, depth 125m, USD\$1500/t shell</li> </ul>
2	<p><b>2 Stage Open pit</b></p> <ul style="list-style-type: none"> <li>Stage 1 depth 185m, USD\$850/t shell</li> <li>Stage 2 depth 255m, USD\$1000/t shell</li> </ul> <p>Underground development</p> <ul style="list-style-type: none"> <li>Access portals at 135m and 160m depth from Stage 1 pit ramp,</li> <li>Two declines, one accessing upper zone and the other the main zone (profile 5.0m wide x 5.5m high)</li> <li>Declines connected with raises for initial primary vent and second egress, then connected at 265m depth.</li> </ul>	<p><b>Mined together in single stage pit</b></p> <ul style="list-style-type: none"> <li>Central: pit depth 240m, USD\$1500/t shell</li> <li>Eastern: Pit depth 90m, USD\$1500/t shell</li> </ul>	<p><b>3 Stage Open Pit</b></p> <ul style="list-style-type: none"> <li>Stage 1 south west, depth 105m, USD\$1500/t shell</li> <li>Stage 2 north east, depth 50m, USD\$1500/t shell</li> <li>Stage 3 central, depth 125m, USD\$1500/t shell</li> </ul>
3	<p><b>3 Stage Open pit</b></p> <ul style="list-style-type: none"> <li>Stage 1 depth 185m, USD\$850/t shell</li> <li>Stage 2 depth 255m, USD\$1000/t shell</li> <li>Stage 3 depth 340m, combining with Central and Eastern pit, USD\$1500/t shell</li> </ul> <p><b>Underground development</b></p> <ul style="list-style-type: none"> <li>Access portals at 265m and 275m depth from Stage 3 pit ramp</li> </ul>	<p><b>Mined together in single stage pit</b></p> <ul style="list-style-type: none"> <li>Central: pit depth 240m, USD\$1500/t shell</li> <li>Eastern: Pit depth 90m, USD\$1500/t shell</li> </ul>	<p><b>3 Stage Open Pit</b></p> <ul style="list-style-type: none"> <li>Stage 1 south west, depth 105m, USD\$1500/t shell</li> <li>Stage 2 north east, depth 50m, USD\$1500/t shell</li> <li>Stage 3 central, depth 125m, USD\$1500/t shell</li> </ul>

	<ul style="list-style-type: none"> <li>Single decline (profile 5.0m wide x 5.5m high, second portal for ventilation and second egress raise connections)</li> </ul>		
--	---	--	--

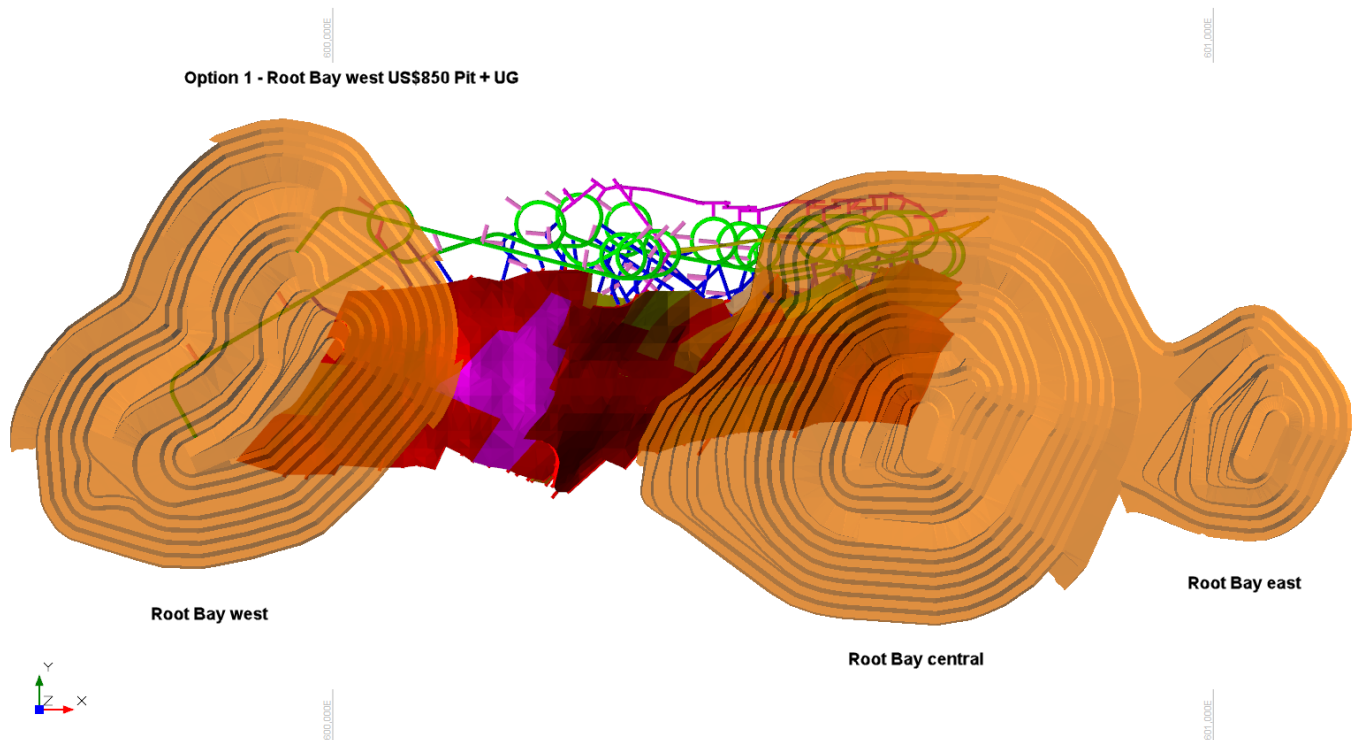
**Table 2 – Mine development Options Summary by deposit and area**

The parameters used for Open Pit Mining include:

- Geological block models regularised to 2.5 mN x 5 mE x 2.5 mRL for selective mining unit (SMU).
- Mining recovery 95 % and blasting dilution 5% applied.
- Root Bay Cut off grade 0.2 % Li2O applied. McCombe Cut off grade 0.35 % Li2O applied. Effectively all pegmatite taken as feed.
- Mining fleet: Excavator 250 t class –3-5, depending on option, Excavator 120 t class – 1 for ore pull down and batter trimming, Trucks 140 t class – assume excavators fully trucked.
- Bulk waste mining – 10 m blasted benches.
- Ore mining – 5 or 10 m blasted benches.
- Haul ramps single 17m, double 28m.
- Open pit mining costs as per 2023 PEA.

The parameters used for Underground Pit Mining include:

- Geotechnical –stable spans up to hydraulic radius 7.0 m (20 m x 45 m).
- long hole open stoping used, with pillars left for hangingwall stability.
- Development and Stopping cut off grade 0.6 % Li2O
- Stope dilution 0.5m thickness on both footwall and hangingwall, plus 5%.
- Stope ore recovery 74% to allow for pillars and mucking losses.
- Benchmark underground mining costs and productivities used.



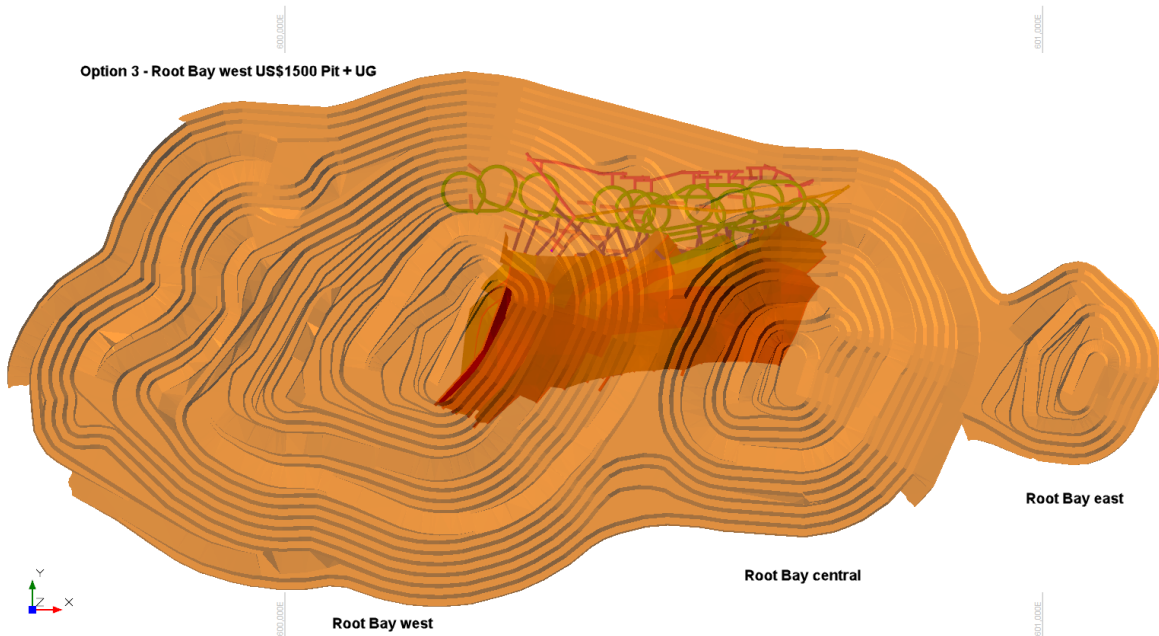
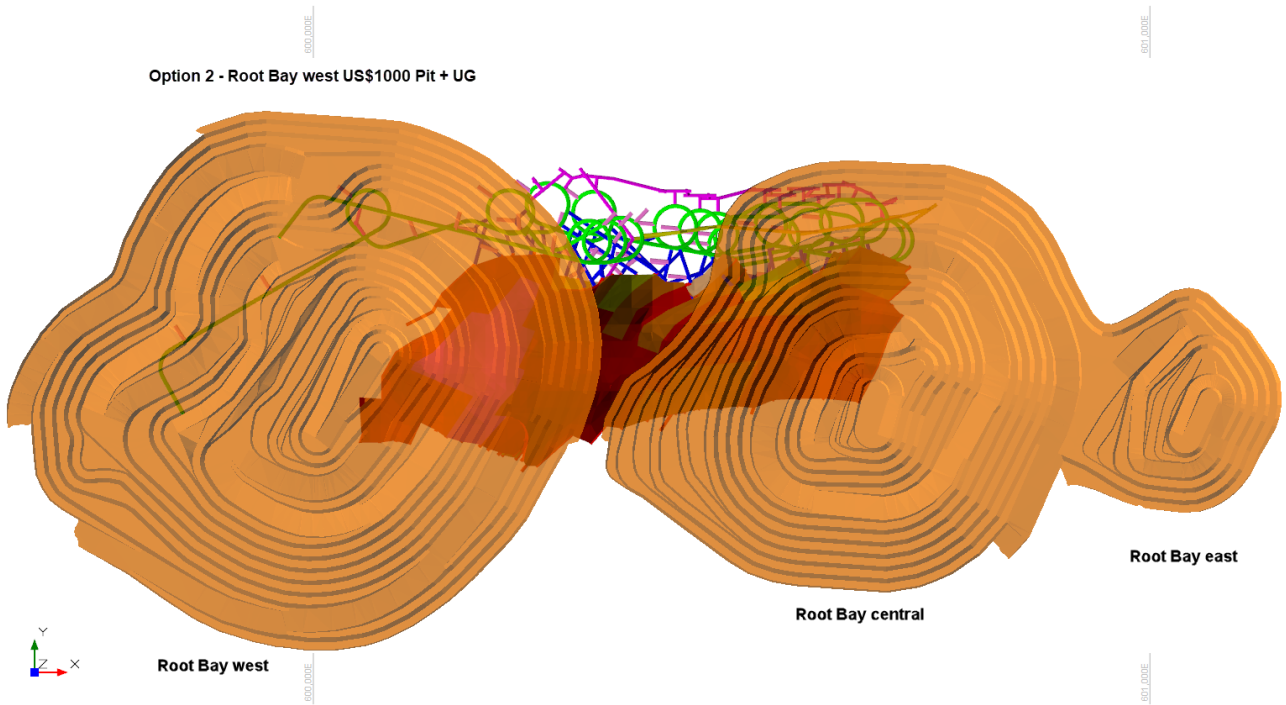
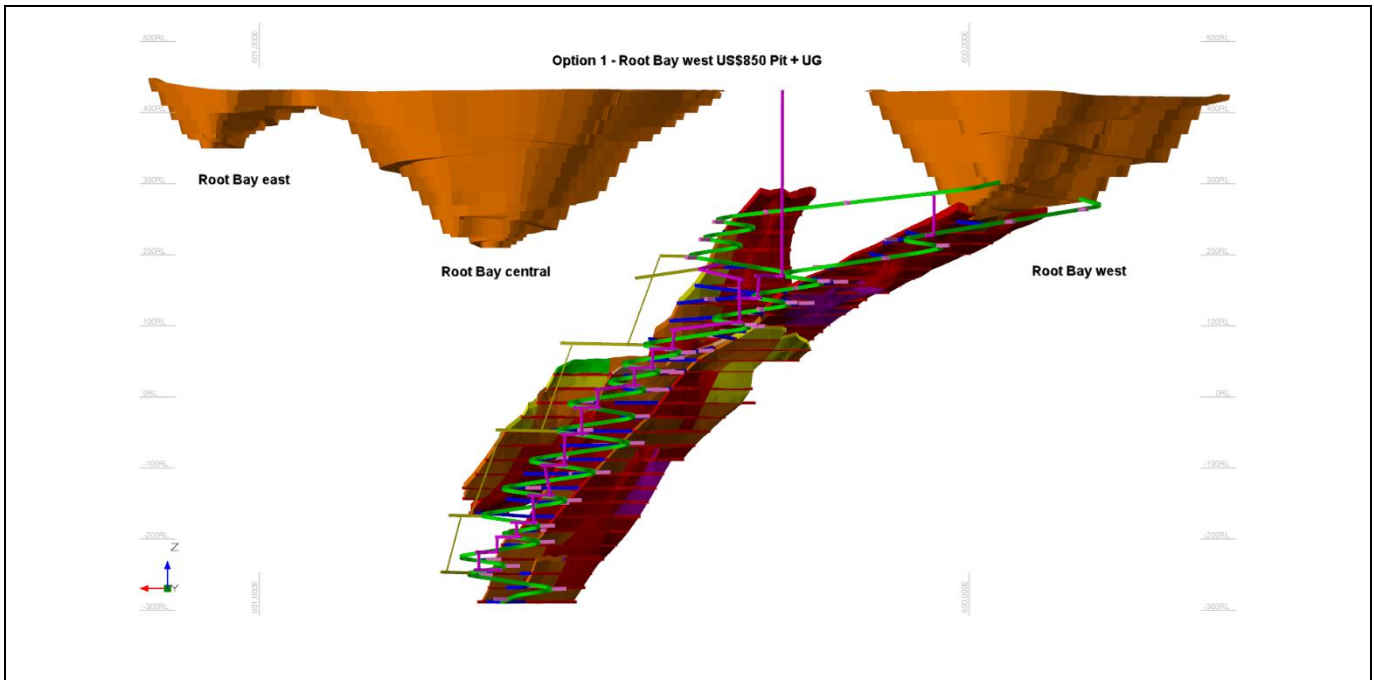


Figure 2 - Plan view of Open pit Mine Development Options





**Figure 3 – Option 1 Underground development below Root Western pit, showing dual access portals**

## Summary

Whilst all three options are technically viable and generate positive cashflows, Option 1 demonstrates the highest cashflow and shortest payback, on account of avoiding additional waste stripping costs for the larger open pit shells in Root Bay development seen in Options 2 and 3, and therefore selected as the basis for this standalone PEA.

## PEA ECONOMIC ANALYSIS

		Optimised Root PEA Option 1 Development
Project Length (Y)		10.0
Processing Length (months)		120
Processing Rate (Mtpa) - (Design / LOM Average)		1.5
SC5.5 Pricing Basis (US\$/t)	Avg 2024 pricing (Fastmarkets, Benchmark, Wood Mackenzie, EcoPro innovation)	
LOM Average SC5.5 price (US\$/t)		1,977 - CIF Korea
After-Tax NPV @ 8% (\$CM)		<b>889</b>
After-Tax NPV @ 8% (US\$ M)		<b>668</b>
After-Tax IRR (%)		53.5
After-Tax Payback Period (Y)		3.0
NPV/CAPEX Ratio		2.0
USD:CAD Exchange rate used		1.33:1

**Table 3: Financial Results**



		Optimised Root PEA Option 1 Development
Plant feed mined (inc prestrip)	<b>Mt</b>	14.8
Waste mined (inc prestrip)	<b>Mt</b>	119.6
Total material mined (inc prestrip)	<b>Mt</b>	134.4
Mine life	<b>Years</b>	9.9
Average strip ratio (waste:ore) excluding pre-strip	<b>(w:o)</b>	8.1
LOM average annual ore production	<b>Mtpa</b>	1.5
LOM Average Li <sub>2</sub> O grade (undiluted)	<b>% Li<sub>2</sub>O</b>	1.06
Concentrator Throughput (maximum)	<b>Mtpa</b>	1.5
Concentrator Ramp Up – Seymour	<b>Mths</b>	6
Spodumene Concentrate Produced	<b>Mt</b>	2.13
Spodumene Concentrate Grade	<b>%</b>	5.5
LOM Average Li <sub>2</sub> O recovery	<b>%</b>	75

**Table 4: Key physicals and operating parameters**

		Optimised Root PEA Option 1 Development
<b>Income statement (US \$M)</b>		
Gross revenues SC5.5 (US\$ M)		4,205
Royalties and Transportation (US\$ M)		-486
<b>Net revenues</b>		<b>3,720</b>
Raw Materials (US\$ M)		0
Operational Expenditure (US\$ M)		-1,381
<b>EBITDA</b>		<b>2,339</b>
Capital expenditure (pre-production)(US\$ M)		-310.9
Sustaining and deferred capital (US\$ M)		-36.2
Gross profit before tax (EBT)(US\$ M)		<b>1,992</b>
Tax (US\$ M)		-518
<b>Net Profit After Tax (NPAT)(US\$ M)</b>		<b>1,474</b>

**Table 5: Income statement (life of operation)**

## ANNUAL GROSS REVENUE / EBITDA

Annual Gross Revenue and EBITDA (C\$ '000)

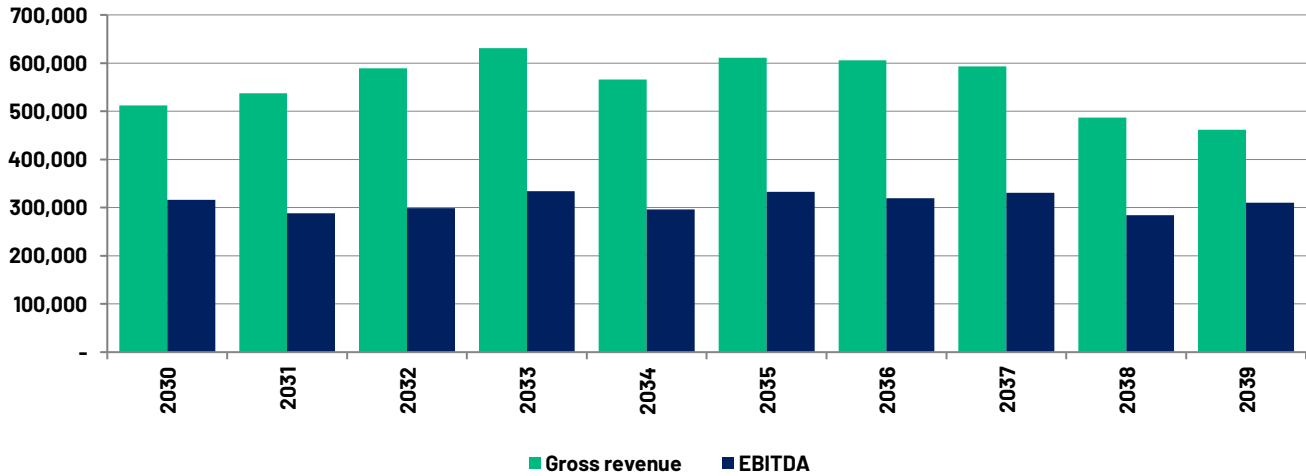
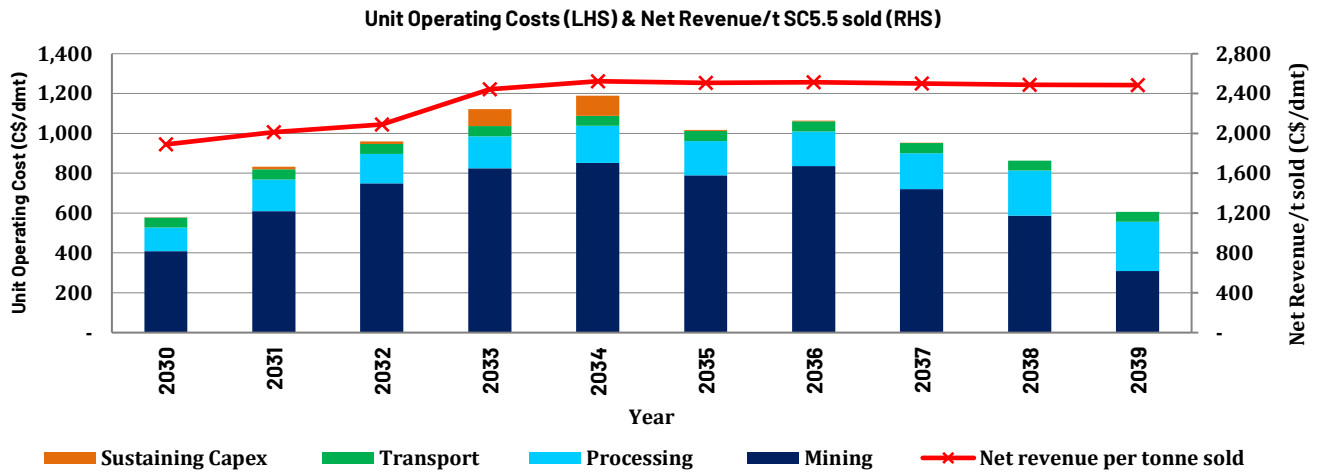


Figure 4: Annual Gross Revenue / EBITDA (C\$ '000)

## NET REVENUE AND UNIT COSTS



Note: Net revenue per dmt SC 5.5 sold is the gross revenue less transport and royalties costs

Figure 5: Net revenue, Mining, Processing, transport & sustaining capital unit costs (C\$/dmt)

## UNIT COSTS

Unit cost item (US\$/t SC5.5 Product)	Optimised Root PEA Option 1 Mine development (US\$)
Mining Costs	509
Processing Costs	130
Road Transport & Warehousing Charges	38
<b>Total C1 Costs</b>	<b>677</b>
Initial Capital Depreciation	146
Sustaining Capital Depreciation	17
<b>Total C2 Costs</b>	<b>840</b>
Royalties, Marketing & Taxes	190
Site Closure & Rehabilitation	10
<b>Total C3 Costs</b>	<b>1,041</b>
<b>All-in-Sustaining Costs</b>	<b>877</b>

**Table 6: Key unit cost metrics (US\$/t SC5.5 Product)**

## CAPITAL EXPENDITURE

Pre-development CAPEX for Root has been updated based on review of the 2023 PEA CAPEX and identification of reductions in mining preproduction costs on account of lower stripping volumes and costs discussed above.

Equipment tax rebates of CAD 25 million are not included in the table but have been included in the financial model.

Area	Optimised Root PEA Option 1 Mine development (CAD\$)
Site General	37
Mining	1
Processing Plant	138
Site Infrastructure	43
Camp	7
Storage Facilities	25
Sitewide Indirects	70
Owners Cost	9
<b>Sub-total</b>	<b>329</b>
Contingency (15%)	49
<b>Total inc Contingency</b>	<b>378</b>
Mining Pre-Production	50.4
Plant and Admin Pre-Production	10.2
<b>Total inc Pre-Production and Contingency</b>	<b>438.5</b>

Notes:

1. Mine pre-production previously CAD \$79M,
2. Contingency set at 15%.

**Table 7: Root project pre-production capex**

## MINING SCHEDULE

Year	Y1	Y2	Y3	Y4	Y5	Y6	Y7	Y8	Y9	Y10	Y11	Total
Waste Mined (Mt)	11.92	23.72	17.92	18.08	15.43	9.57	9.28	8.89	4.83	0.00	0.00	<b>119.6</b>
Ore Mined Open Pit (Mt)	0.31	1.61	1.35	1.26	0.87	0.46	0.58	1.00	0.92	0.00	0.00	<b>8.3</b>
Li <sub>2</sub> O Mined Grade (%) Open Pit	1.06	1.22	1.03	0.98	0.90	0.70	0.70	0.70	0.77	0.00	0.00	<b>0.94</b>
Ore Mined Underground (Mt)	0.00	0.00	0.02	0.80	0.88	0.78	0.89	0.89	0.94	0.90	0.33	<b>6.4</b>
Li <sub>2</sub> O Mined Grade (%) Underground	0.00	0.00	1.01	1.18	1.18	1.23	1.28	1.18	1.17	1.16	1.43	<b>1.21</b>
Ore Mined Total (Mt)	0.3	1.6	1.4	2.1	1.7	1.2	1.5	1.9	1.9	0.9	0.3	<b>14.8</b>
Li <sub>2</sub> O Mined Grade (%) Total	1.06	1.22	1.03	1.06	1.04	1.04	1.05	0.93	0.97	1.16	1.43	<b>1.06</b>

Table 8: Mining Schedule & Physicals

Processed Tonnes (LHS) by Resource Category & Processed Grade (RHS)

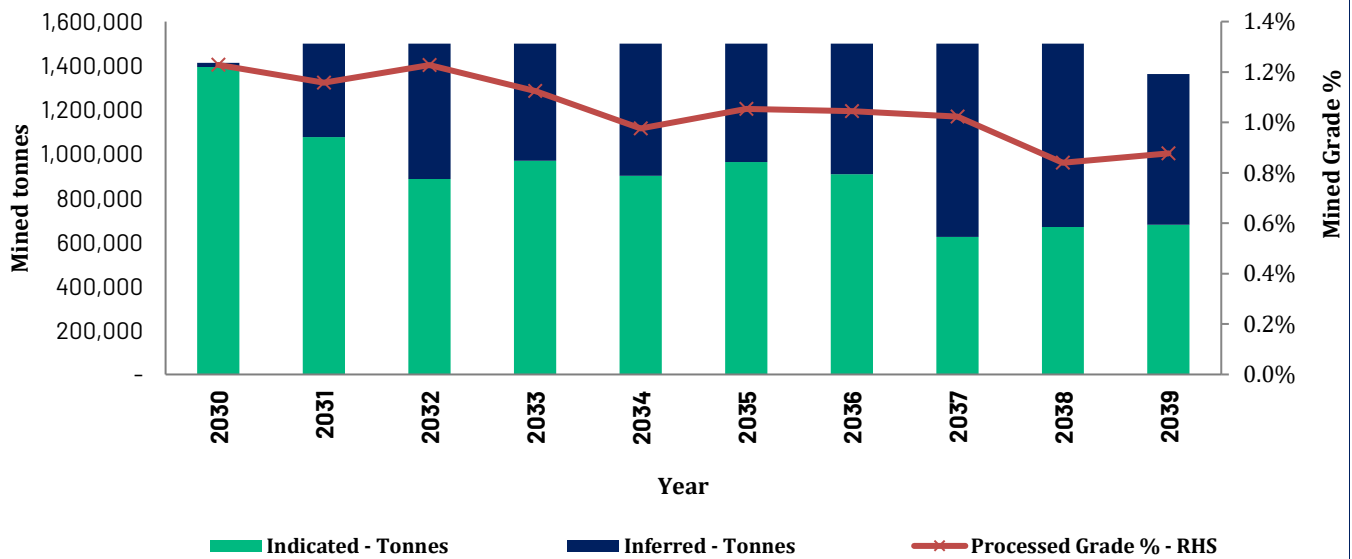


Figure 6: Mined Grade (RHS) & Processed Tonnes by Resource Category

## SENSITIVITY ANALYSIS

Sensitivity analysis has been performed on the PEA development option presented, considering drivers that have the major effect on the study outcomes. SC pricing values are the largest contributing factor to swing assumptions in Net Present Value of the project, followed by the metallurgical recoveries, OPEX and CAPEX.



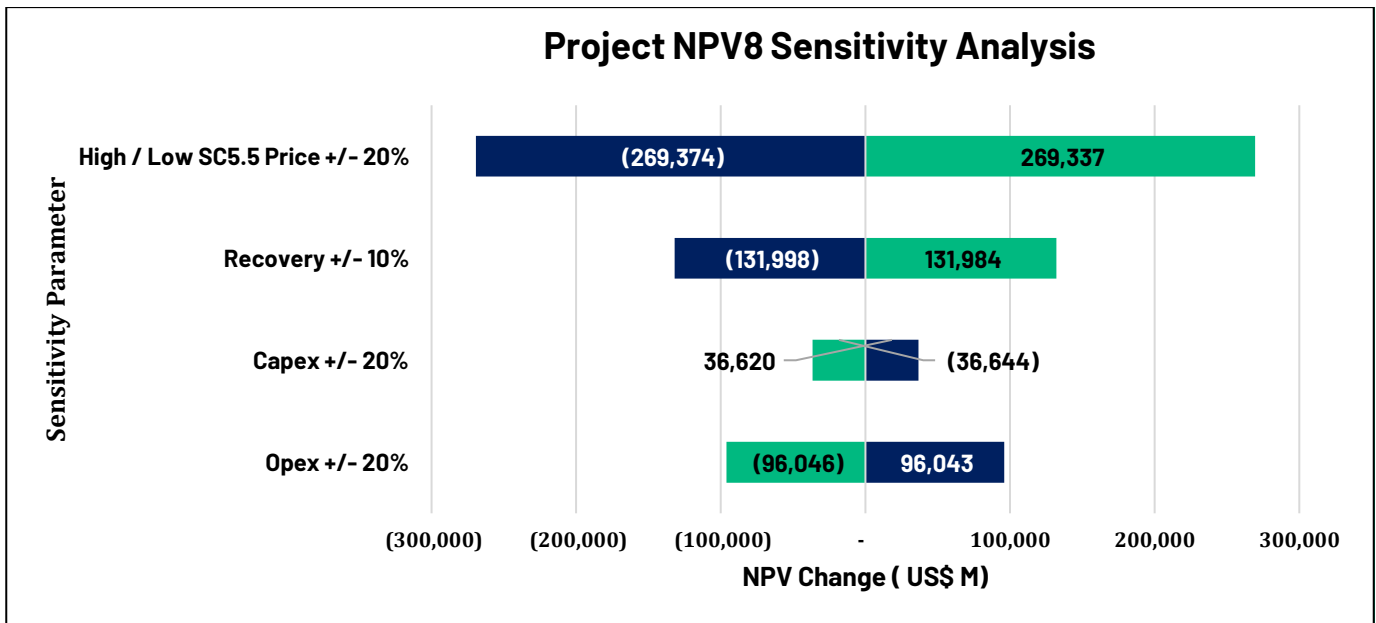


Figure 7: Root Project Optimised PEA NPV8 Sensitivity Analysis

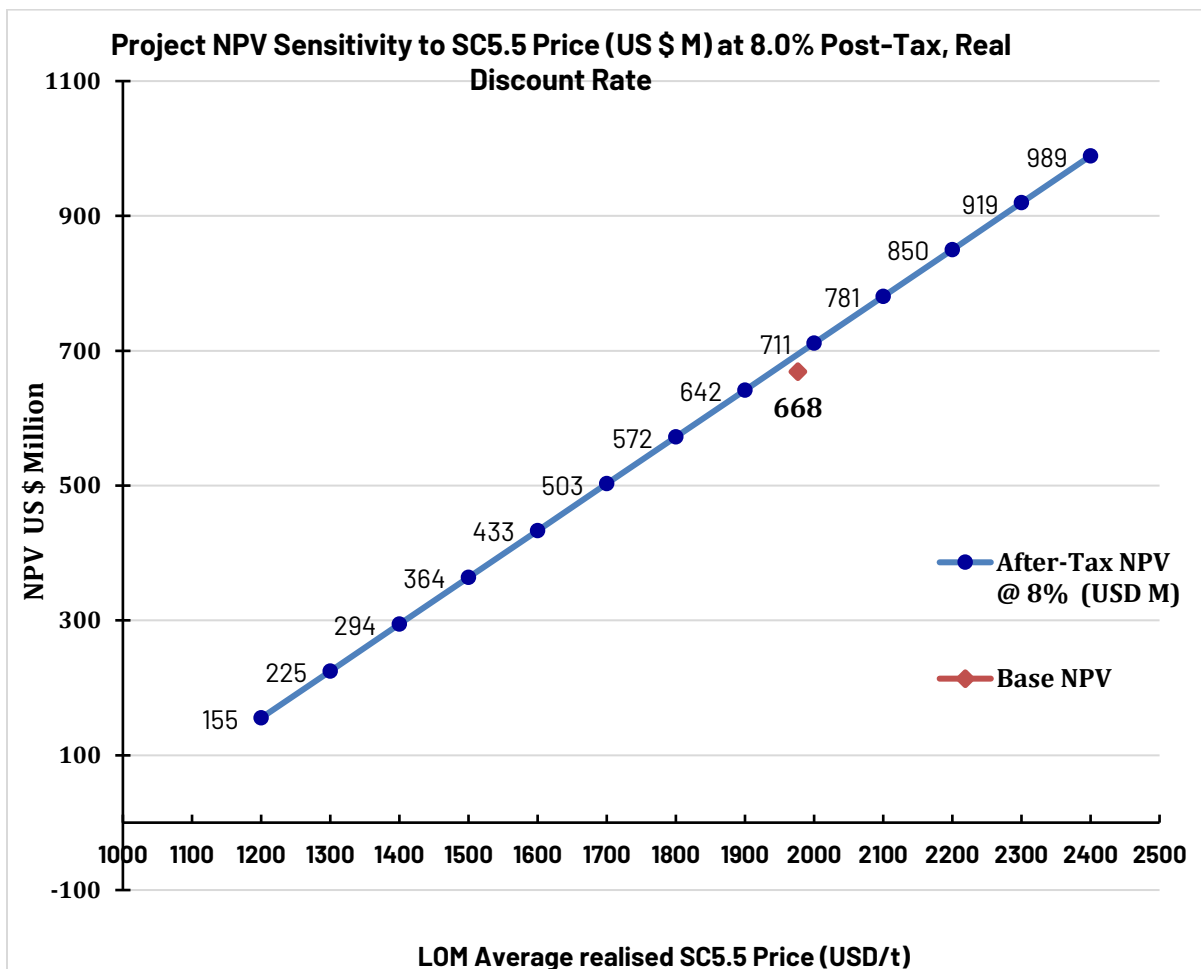


Figure 8: Project NPV Sensitivity to SC5.5 Price (US\$'000) at 8.0% Post-Tax, Real Discount Rate

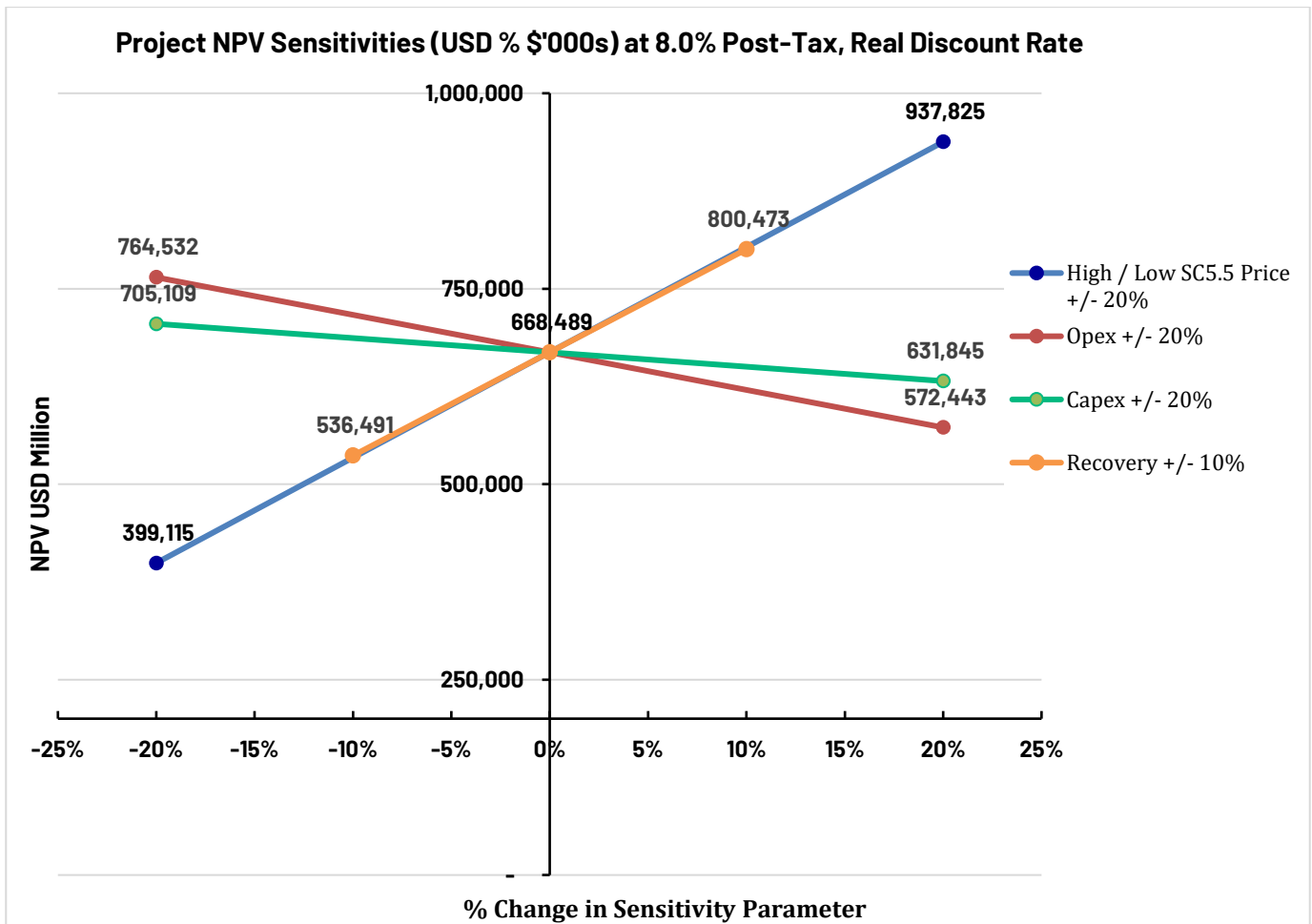


Figure 9: Project NPV Sensitivities (US\$'000s) at 8.0% Post-Tax, Real Discount Rate

## MARKET OUTLOOK

The nature of the Industry pricing predictions and market analysis is volatile in the current market situation given the expanding Lithium supply chain. Given these industry fluctuations in pricing GT1 has analysed several different pricing forecasts which define pricing as the key parameter for sensitivity as shown in the sensitivity tornado charts above in Figures 8 - 10.

Several pricing sources were sourced for this PEA update and to assess an average price over the production period, making use of SC6 pricing forecasts from several sources including EcoPro Innovation (GT1 strategic partner), Fastmarkets, Benchmark Mineral Intelligence and Wood Mackenzie, from which an average annual spodumene concentrate price was used for the and adjusted for 5.5% Li<sub>2</sub>O spodumene concentrate (SC5.5) product.

This forecast is shown in Table 9 and results in an average realised spodumene concentrate 5.5 price of US \$1,977 FOB Thunder Bay.



Figure 10: Average Annual Pricing Forecast (US\$/t SC5.5 and SC6)

Year	2026	2027	2028	2029	2030	2031	2032	2033	2034	2035	2036	2037	2038	2039	2040
SC5.5	1159	1268	1648	1705	1775	1862	1925	2250	2324	2325	2325	2325	2325	2325	2325
SC6	1063	1162	1510	1563	1627	1707	1764	2062	2131	2131	2131	2131	2131	2131	2131

Table 9: Average Annual Pricing Forecast (US\$/t SC5.5 and SC6)

## Financing Strategy

The Root Lithium project is currently in early assessment stages and will undergo further studies for project optimisation, derisking and financial evaluation prior to an investment decision.

Given the early stage of the project a preliminary financing strategy has been considered and will be further developed closer to the completion of the Definitive Feasibility Study which is due to be completed in 2026. The current strategy which is well structured at this early stage gives the Company confidence that the project's strong preliminary economics will attract support to continue with the next stages of development studies. The current approach could make use of several sources, including:

### Strategic Asset-Level Investment

- GT1 has an existing investment and strategic framework agreement with **EcoPro Innovation (EcoPro)**, a major South Korean battery materials company, in which EcoPro has an option to invest up to 35% at asset-level with the first tranche of 10% to be negotiated upon delivery of the Root Pre-Feasibility Study (PFS), and the second tranche (remaining up to 25%) on completion of the Root DFS and payable on approval of financial investment decision.
- Additional strategic partnering discussions have been had with multiple groups and may include upstream/downstream battery supply chain participants and/or larger mining groups.

**Government Funding Programs** GT1 intends to leverage Canada's supportive policy and funding ecosystem: Due to the Company advancing the Seymour Project as a preference ongoing discussions are current with all 3 groups listed below on funding both projects into production.

- Critical Minerals Infrastructure Fund (**CMIF**)
- Export Development Canada (**EDC**) – which has already provided a Letter of Intent (LOI) for \$100MCAD for the Seymour project.
- Canada Infrastructure Bank (**CIB**)

### **Project Debt Financing**

- Traditional project finance structures via banks and institutions, supported by offtake contracts and strong economics demonstrated in the PEA and future PFS.

### **Offtake Agreements**

- Negotiations with qualified buyers to secure offtake of SC5.5 spodumene concentrate to underpin financing
- Opportunity to align offtake terms with investment, including prepayment or equity-linked structures.

The PEA outcomes, together with strong demand for long-term offtake in North America and supportive Canadian government policy and incentives to develop a critical mineral supply chain, support the Company's strategy and confidence to achieve a positive project outcome. While the Company's board of directors believe the above provides a reasonable basis to expect that the Company will be able to fund the development of the project, as with any forward looking statement, there can be no assurances financing will be made available on terms satisfactory to the Company.

## **Next steps**

Given the favorable outcomes of the standalone Root Project PEA, GT1 will proceed with activities to advance to a Pre-Feasibility Study, focusing on mine geotechnical, metallurgical testwork and flowsheet optimisation, governmental and community early engagement to ensure permitting requirements and community expectations are well understood. Due to the project having a longer development window than Seymour and also as a larger stand-alone project a more traditional development pathway through PFS and onto DFS will be employed for the project. This will also align with the company's framework agreement and proposed commercial gates for our partner EcoPro.

## **Indigenous Partners Acknowledgement**

We would like to say Gchi Miigwech to our Indigenous partners. GT1 appreciates the opportunity to work in the Traditional Territory and remains committed to the recognition and respect of those who have lived, travelled, and gathered on the lands since time immemorial. Green Technology Metals is committed to stewarding Indigenous heritage and remains committed to building, fostering, and encouraging a respectful relationship with Indigenous Peoples based upon principles of mutual trust, respect, reciprocity, and collaboration in the spirit of reconciliation.

*This ASX release has been approved for release by the Board of Directors.*

## **KEY CONTACTS**

### **Investors**

Cameron Henry  
**Managing Director**

ir@greentm.com.au  
+61 8 6557 6825

### **Media**

Jacinta Martino  
**Investor Relations Manager**

info@greentm.com.au  
+61 8 6557 6825



## Green Technology Metals (ASX:GT1)

GT1 is a North American-focused lithium exploration and development business with a current global Mineral Resource estimate of 30.4Mt at 1.17% Li<sub>2</sub>O.

Project	Tonnes (Mt)	Li <sub>2</sub> O (%)
<b>Root Project</b>		
<b>Root Bay Open pit</b>		
Indicated	5.8	1.28
Inferred	0.1	0.73
<b>Root Bay Underground</b>		
Indicated	4.2	1.37
Inferred	5.5	1.24
<b>McCombe</b>		
Inferred	4.5	1.01
<b>Root Total</b>	<b>20.1</b>	<b>1.24</b>
<b>Seymour Project<sup>5</sup></b>		
<b>North Aubry</b>		
Indicated	6.1	1.25
Inferred	2.1	0.8
<b>South Aubry</b>		
Inferred	2.0	0.6
<b>Seymour Total</b>	<b>10.3</b>	<b>1.07</b>
<b>Combined Total</b>	<b>30.4</b>	<b>1.17</b>

The Company's main 100% owned Ontario lithium projects comprise high-grade, hard rock spodumene assets (Seymour, Root, Junior and Wisa) and lithium exploration claims (Allison, Falcon, Gathering, Pennock and Superb) located on highly prospective Archean Greenstone tenure in north-west Ontario, Canada. All sites are proximate to excellent existing infrastructure (including clean hydro power generation and transmission facilities), readily accessible by road, and with nearby rail delivering transport optionality. Targeted exploration across all three projects delivers outstanding potential to grow resources rapidly and substantially.

<sup>5</sup>For full details of the Seymour Mineral Resource estimate, see GT1 ASX release dated 21 November 2023, Seymour Resource Confidence Increased - Amended.



<sup>1</sup> For full details of the Seymour Mineral Resource estimate, see GT1 ASX release dated 21 November 2023, *Seymour Resource Confidence Increased - Amended*. For full details of the Root Mineral Resource estimate, see GT1 ASX releases dated 18 October 2023, *Significant resource and confidence level increase at Root, Global Resource Inventory now at 24.5Mt* and 3 April 2025, *Resource increase at Root Bolsters GT1s Global Inventory*. The Company confirms that it is not aware of any new information or data that materially affects the information in these releases and that the material assumptions and technical parameters underpinning the estimates continue to apply and have not materially changed.

## APPENDIX A: IMPORTANT NOTICES

### No new information

Except where explicitly stated, this announcement contains references to prior exploration results and mineral resources all of which have been cross-referenced to previous market announcements made by the Company. The Company confirms that it is not aware of any new information or data that materially affects the information included in the relevant market announcements.

The information in this report relating to the Mineral Resource estimate for the Seymour Project is extracted from the Company's ASX announcement dated 17 and 21 November 2023. GT1 confirms that it is not aware of any new information or data that materially affects the information included in the original announcement and that all material assumptions and technical parameters underpinning the Mineral Resource estimate continue to apply.

The information in this report relating to the Mineral Resource estimate for the Root Project is extracted from the Company's ASX announcements dated 3 April 2025. GT1 confirms that it is not aware of any new information or data that materially affects the information included in the original announcement and that all material assumptions and technical parameters underpinning the Mineral Resource estimate continue to apply.

The Mineral Resource estimates underpinning the production target have been prepared by a competent person in accordance with the 2012 edition of the JORC Code.

## Forward Looking Statements

Certain information in this document refers to the intentions of Green Technology Metals Limited (ASX: GT1), however these are not intended to be forecasts, forward looking statements or statements about the future matters for the purposes of the Corporations Act or any other applicable law. Statements regarding plans with respect to GT1's projects are forward looking statements and can generally be identified by the use of words such as 'project', 'foresee', 'plan', 'expect', 'aim', 'intend', 'anticipate', 'believe', 'estimate', 'may', 'should', 'will' or similar expressions. There can be no assurance that the GT1's plans for its projects will proceed as expected and there can be no assurance of future events which are subject to risk, uncertainties and other actions that may cause GT1's actual results, performance or achievements to differ from those referred to in this document. While the information contained in this document has been prepared in good faith, there can be given no assurance or guarantee that the occurrence of these events referred to in the document will occur as contemplated. Accordingly, to the maximum extent permitted by law, GT1 and any of its affiliates and their directors, officers, employees, agents and advisors disclaim any liability whether direct or indirect, express or limited, contractual, tortious, statutory or otherwise, in respect of, the accuracy, reliability or completeness of the information in this document, or likelihood of fulfilment of any forward-looking statement or any event or results expressed or implied in any forward-looking statement; and do not make any representation or warranty, express or implied, as to the accuracy, reliability or completeness of the information in this document, or likelihood of fulfilment of any forward-looking statement or any event or results expressed or implied in any forward-looking statement; and disclaim all responsibility and liability for these forward-looking statements (including, without limitation, liability for negligence).